

G Servo Motor Cables



E-mail: info@sabcable.com



Web site: www.sabcable.com

Chapter

G
2

Item	Description	Page
Power Cable		
SL 806 C	Combined PE/PVC motor connection cable with overall copper screen 0.6/1 kV, CE	G 6
SL 810	PVC motor connection cable 0.6/1 kV, CE	G 7
SL 812 C	PVC motor connection cable with overall copper screen 0.6/1 kV, CE	G 8
SL 851 C	(2YSLCYK-J) PE/PVC motor connection cable with overall copper screen 0.6/1 kV, CE	G 9
SL 811	PUR motor connection cable with PVC conductors 0.6/1 kV, CE	G 10
SL 813 C	PUR motor connection cable with PVC conductors and overall copper screen 0.6/1 kV, CE	G 11
SL 820	PUR motor connection cable with TPE conductors 0.6/1 kV, CE	G 12
SL 823 C	PUR motor connection cable with TPE conductors and overall copper screen 0.6/1 kV, CE	G 13
SL 801 C	Combined TPE/PUR motor connection cable with overall copper screen 0.6/1 kV, CE	G 14
SL 833 C	TPE outer jacket motor connection cable with overall copper screen 0.6/1 kV, UL, CSA, CE	G 15
SL 841 C	TPE outer jacket motor connection cable with overall copper screen 0.6/1 kV, UL, CSA, CE	G 16
SL 871 C	TPE outer jacket motor connection cable with overall copper screen, low capacity 0.6/1 kV, UL, CE	G 17
Feedback Cables		
SL 807 C	PE/PVC feedback cable with overall copper screen, CE	G 18
SL 802 C	TPE/PUR feedback cable with overall copper screen, CE	G 19
SL 842 C	TPE/PUR feedback cable with overall copper screen, UL, CSA, CE	G 20
Transmission Cables		
SL 808 C	PE/PVC transmission cable with overall copper screen, CE	G 21
SL 803 C	TPE/PUR transmission cable with overall copper screen, CE	G 22
SL 839 C	PUR transmission cable with overall copper screen, UL	G 23
SL 843 C	TPE/PUR transmission cable with overall copper screen, UL, CSA, CE	G 24

NEW

Applications

■ Combined motor connection cables

These flexible motor connection cables are used for motors that due to their construction allow the installation of a combined cable with supply and control conductors (thermal contact / brake to stop). The cables are suitable for high mechanical demands in dry, damp and wet conditions as well as at low temperatures.

Exemplary applications:

SL 801 C SL 841 C SL 871 C	Highly flexible cable track applications in intelligent industries with servo drives, e.g. automation technologies, machine construction, construction of industrial robots and plants, motive power, control and manufacturing engineering, in handling systems, car manufacturing industry, in cable tracks on wood-working machines, color coding acc. to DESINA
SL 806 C	Flexible applications in industries with intelligent servo drives, e.g. automation technologies, machine construction, construction of industrial robots and plants, motive power, control and manufacturing engineering, in handling systems, car manufacturing industry, in engineered machining machines, optimised combination of supply and control conductors in order to supply energy for drives and their temperature monitor respectively for the brake to stop

■ Motor feedback and transmission cables

Feedback cables are used for controlling motor speed and for giving feedback values. Transmission cables transmit control pulses for positioning and procedure characteristics, e.g. connection of speedometer, brake and pulse generators.

Exemplary applications:

SL 802 C SL 803 C SL 839 C SL 842 C SL 843 C	Highly flexible, mobile connection cables for e.g. speedometer, brake, temperature control in motors, for continuously flexible applications in automation technology, control and production engineering, in cable tracks on wood-working machines, machine and industrial plant construction, even with high mechanical demands and in dry, damp and wet conditions, as well as at low temperatures
SL 807 C SL 808 C	Flexible connection cables e.g. for speedometer, brake, temperature control in motors, for continuously flexible applications in automation technology, control and product engineering.

■ Motor connection cables for DNC* motors 0.6/1 kV

These cables are suitable for the fixed installation and flexible use e.g. in machine and industrial plant construction with average mechanical demand in dry, damp and wet conditions.

Exemplary applications:

SL 810 SL 811 SL 820	Automation technology, control and product engineering, machine and industrial plant construction, motor construction, on drive systems
SL 812 C SL 813 C SL 851 C	Automation technology, control and product engineering, machine and industrial plant construction, motor construction, on drive systems, power supply cable between frequency converter and servo motor
SL 823 C SL 833 C	Industries with intelligent servo drives, e.g. automation technology, motive power, control and production engineering, handling systems, car manufacturing industry, cable tracks

*three-phase shunt motor

Applications

■ Motor connection cables for DNC* motors on frequency converters U^{1.7} kV

These cables are to be used for power wiring for frequency converters, speed changeable motors, industrial drives and especially if increased EMC characteristics are required in various areas of industry.

The cables can be used for average mechanical stress, for fixed installation as well as for flexible application without tensile stress and without restricted movement without forced movement control in dry, damp or wet conditions and in explosive proof areas. They are generally not to be used for outdoor applications. However, in rare cases it is permissible if the cables are fixed and protected against solar radiation.

Exemplary applications:

SL 851 C

Climate technologies, food industry, paper and steel production, metal finishing and printing machine engineering. Due to the low mutual capacitance this cable allows a more efficient power transfer than conventional PVC cables. Electromagnetic influences are reduced as low as possible by the low surface transfer impedance.

* three-phase shunt motor









DESINA - DistributEd and Standardized INstAllation technology

DESINA is an extensive concept for standardizing and distributing fluid and electric installations of machines and plants. A co-operation of machine construction, car manufacturing and supply industries has, furthermore, set up the specification of necessary components.

DESINA applies already existing solutions such as open bus systems, industrial standards for connectors, etc. By standardizing components, interfaces and connecting systems, e.g. an optical fiber copper hybrid cable, most varying systems can be realized on a physical basis.

The following sheath colors are defined as a function code:

	orange RAL 2003:	servo cable, screened
	green RAL 6018:	measuring systems, screened
	violet RAL 4001:	field bus, hybrid cables
	yellow RAL 1021:	sensor/actuator cable, unscreened 4 x 0.34 mm ² copper
	black RAL 9005:	power cable, unscreened
	grey RAL 7001:	24 V control cable, unscreened

The sheaths of all cables are to be resistant against industrial lubricants.

SERVO MOTOR CABLES

Selection index

		cable type																			
		SL 806 C	SL 810	SL 812 C	SL 851 C	SL 811	SL 813 C	SL 820	SL 823 C	SL 801 C	SL 833 C	SL 841 C	SL 871 C	SL 807 C	SL 802 C	SL 842 C	SL 808 C	SL 803 C	SL 839 C	SL 843 C	
Application	Combined motor connection cable	x								x		x	x								
	Feedback cable													x	x	x					
	Transmission cable																x	x	x	x	
	Motor connection cable		x	x	x	x	x	x	x		x										
	Motor connection cable for frequency converters		x	x	x	x	x	x	x		x										
	Screened	x		x	x		x		x	x	x	x	x	x	x	x	x	x	x	x	x
Temperature range static*	+ 90 °C																				
	+ 80 °C																				
	+ 70 °C																				
	- 30 °C																				
	- 40 °C																				
	- 50 °C																				
Voltage	Nominal voltage supply conductors U ₀ /U 0.6/1 kV	x	x	x		x	x	x	x	x	x	x	x								
	Nominal voltage U ₀ /U 0,6/1 kV																				
	Operating voltages in three-phase current and single-phase current application U ₀ /U 0.7/1.2 kV				x																
	Peak operating voltage max. 30 V																				x
	Peak operating voltage max. 350 V												x	x				x	x		x
Peak operating voltage max. 500 V	x									x				x	x	x					
Standards and approvals	UL acc. to AWM Style										x	x	x			x				x	x
	CSA acc. to AWM I/II/A/B										x	x	x			x					x
	DESINA colors						x		x	x	x	x	x					x	x	x	
Characteristics	Zero Halogen							x	x	x		x	x		x	x		x	x	x	
	LABS uncritical**							x	x	x	x	x	x		x	x		x	x	x	
	Very good oil resistance acc. to DIN VDE					x	x	x	x	x	x	x	x		x	x		x	x	x	
	Oil resistance acc. to SRB internal standard	x	x	x	x									x			x				
	Outer sheath surface: low adhesion					x	x	x	x	x	x	x	x		x	x		x	x	x	
	Good resistance against acids, alkalines, solvents, hydraulic liquids etc.					x	x	x	x	x	x	x	x		x	x		x	x	x	

Temperature range:



*The temperature range for flexing is mentioned on the particular catalog page

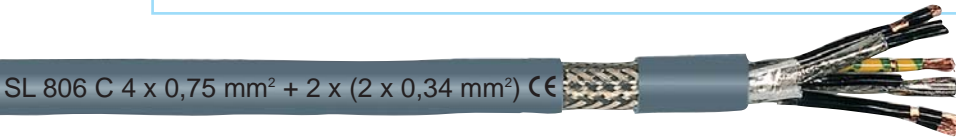
**LABS = enamel moisturing interfering substances

**very good
EMC**

SERVO MOTOR CABLES



SL 806 C Combined PE/PVC motor connection cable with overall copper screen 0.6/1 kV



Marking for SL 806 C 08060407:

SAB BRÖCKSKES · D-VIERSEN · SL 806 C 4 x 0,75 mm² + 2 x (2 x 0,34 mm²) C€

The SL 806 C is an overall shielded continuous flex power supply and feedback cable which has been designed for automated servo systems. This composite cable offers a unique combination of signal and power conductors, under one jacket, while reducing weight and saving space. The special design makes SL 806 C ideally suited for automated applications, such as cable track, automated handling equipment, pick-and-place units, gantry robots, machine tools and other continuous movement applications. An overall tinned copper braid is recommended whenever electrical interference distorts signal transmission, or when EMI emission needs to be suppressed.

Construction:

Conductor:	bare copper strands acc. to IEC 60228, EN 60228, VDE 0295, class 5 < 0,50 mm ² with reference to DIN VDE 0812
Insulation:	control conductors: PE M/MD acc. to VDE 0819 part 103 supply conductors: PVC TI2 acc. to DIN VDE 0281 part 1 + HD 21.1
Color code:	black conductors with consecutive numbers acc. to EN 50334; (except 22 AWG = colored) and a green-yellow earth wire
Stranding:	control conductors 22 AWG - 16 AWG twisted to pairs
Screen:	pairs wrapped with Alu-foil and tinned copper braid
Wrapping:	pairs with PETP foil
Stranding:	screened control pairs and supply conductors twisted together in layers
Wrapping:	non-woven tape
Screen:	tinned copper braiding
Jacket material:	PVC, TM2 acc. to DIN VDE 0281 part 1 + HD 21.1
Jacket color:	gray

Technical data:

Nominal voltage:	supply conductors U _o /U 0.6/1 kV
Peak operating voltage:	control conductors max. 500 V
Testing voltage U:	supply conductors 4000 V control conductors 1500 V
Min. bending radius	
<i>fixed installation:</i>	5 x O.D.
<i>free movement:</i>	10 x O.D.
Radiation resistance:	8 x 10 ⁷ cJ/kg
Temperature range	
<i>static:</i>	-30/+70 °C
<i>flexing:</i>	-5/+70 °C
Oil resistance:	acc. to internal standard, see page N/27
Chem. resistance:	see page N/9
Absence of harmful substances:	acc. to RoHS directive of the European Union see page N/28

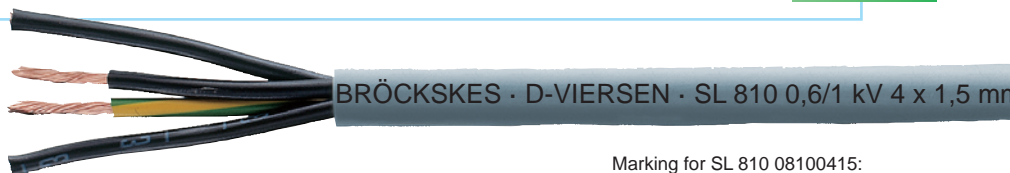
Outstanding features:

- very good EMC characteristics
- high functionality
- space-saving application
- good handling

Item no.	power conductors	single pairs, individually shielded	nominal outer-ø inch ±10%	mm ±10%	cable weight ≈ lbs/mft
▶ 08060407	19 AWG / 4c	22 AWG / 2pr	0.500	12.7	138
▶ 08060415	16 AWG / 4c	19 AWG / 2pr	0.551	14.0	184
▶ 08060425	14 AWG / 4c	19 AWG / 2pr	0.606	15.4	233
▶ 08060440	12 AWG / 4c	18 AWG / 1pr + 16 AWG / 1pr	0.677	17.2	318
▶ 08060460	10 AWG / 4c	18 AWG / 1pr + 16 AWG / 1pr	0.752	19.1	390
▶ 08060470	8 AWG / 4c	18 AWG / 2pr	0.890	22.6	566
▶ 08060480	6 AWG / 4c	16 AWG / 2pr	1.083	27.5	804
▶ 08060490	4 AWG / 4c	16 AWG / 2pr	1.240	31.5	1136
▶ 08060495	2 AWG / 4c	16 AWG / 2pr	1.386	35.2	1572

SERVO MOTOR CABLES

SL 810 PVC motor connection cable 0.6/1 kV



Marking for SL 810 08100415:
SAB BRÖCKSKES · D-VIERSEN · SL 810 0,6/1 kV 4 x 1,5 mm² CE

SL 810 is a flexible motor connection cable for use in automation technology, control and product technology, industrial motor connection and in drive systems.

Construction:

Conductor:	bare copper strands acc. to IEC 60228, EN 60228, VDE 0295, class 5
Insulation:	PVC, TI2 acc. to DIN VDE 0281 part 1 + HD 21.1
Color code:	black conductors with consecutive numbers acc. to EN 50334; green-yellow earth wire from 3 conductors
Stranding:	in layers
Jacket material:	PVC, TM2 acc. to DIN VDE 0281 part 1 + HD 21.1
Jacket color:	gray

Technical data:

Nominal voltage:	U ₀ /U 0.6/1 kV
Testing voltage U:	4000 V
Min. bending radius	
<i>fixed installation:</i>	4 x O.D.
<i>free movement:</i>	6 x O.D.
Radiation resistance:	8 x 10 ⁷ cJ/kg
Temperature range	
<i>static:</i>	-40/+70 °C
<i>flexing:</i>	+5/+70 °C
Oil resistance:	acc. to internal standard, see page N/27
Chem. resistance:	see page N/9
Absence of harmful substances:	acc. to RoHS directive of the European Union see page N/28

Outstanding features:

- high functionality
- good handling

item no.	no. of conductors incl. ground	nominal outer- \varnothing inch $\pm 10\%$	nominal outer- \varnothing mm $\pm 10\%$	cable weight \approx lbs/mft
▶ 16 AWG (\approx 27-29/30) • 1.50 mm ²				
08100415	4	0.378	9.6	95
08100515	5	0.429	10.9	122
▶ 14 AWG (\approx 46/36) • 2.50 mm ²				
08100425	4	0.449	11.4	141
08100525	5	0.492	12.5	173
▶ 12 AWG (\approx 52/28) • 4.00 mm ²				
08100440	4	0.524	13.3	203
08100540	5	0.571	14.5	247

item no.	no. of conductors incl. ground	nominal outer- \varnothing inch $\pm 10\%$	nominal outer- \varnothing mm $\pm 10\%$	cable weight \approx lbs/mft
▶ 10 AWG (\approx 78/28) • 6.00 mm ²				
08100460	4	0.587	14.9	274
08100560	5	0.642	16.3	334
▶ 8 AWG (\approx 77/26) • 10.00 mm ²				
08100470	4	0.815	20.7	505
08100570	5	0.890	22.6	615
▶ 6 AWG (\approx 122/26) • 16.00 mm ²				
08100480	4	0.949	24.1	718
08100580	5	1.039	26.4	880

item no.	no. of conductors incl. ground	nominal outer- \varnothing inch $\pm 10\%$	nominal outer- \varnothing mm $\pm 10\%$	cable weight \approx lbs/mft
▶ 4 AWG (\approx 190/26) • 25.00 mm ²				
08100490	4	1.154	29.3	1117
08100590	5	1.264	32.1	1370
▶ 2 AWG (\approx 272/26) • 35.00 mm ²				
08100495	4	1.283	32.6	1476
▶ 1 AWG (\approx 400/26) • 50.00 mm ²				
08100496	4	1.465	37.2	2017
▶ 2/0 AWG (\approx 543/26) • 70.00 mm ²				
08100497	4	1.693	43.0	2802

Other dimensions and colors are possible on request.




for DNC motors
on frequency
converters

SERVO MOTOR CABLES



SL 812 C PVC motor connection cable with overall copper screen 0.6/1 kV



Marking for SL 812 C 08120415:

SAB BRÖCKSKES · D-VIERSEN · SL 812 C 0,6/1 kV 4 x 1,5 mm² CE

SL 812 C is a flexible, tinned copper shielded motor connection cable for DNC motors. This cable is used in automation technology, control and product engineering, machine and industrial motor drive systems, as well as power supply cable between frequency converter and servo motor. An overall tinned copper braid is recommended whenever electrical interference distorts signal transmission, or when EMI emissions need to be suppressed.

Construction:

Conductor:	bare copper strands acc. to IEC 60228, EN 60228, VDE 0295, class 5
Insulation:	PVC, T12 acc. to DIN VDE 0281 part 1 + HD 21.1
Color code:	black conductors with consecutive numbers acc. to EN 50334; green-yellow earth wire from 3 conductors
Stranding:	in layers
Inner jacket:	PVC
Screen:	tinned copper braiding
Jacket material:	PVC, TM2 acc. to DIN VDE 0281 part 1 + HD 21.1
Jacket color:	gray

Technical data:

Nominal voltage:	U ₀ /U 0.6/1 kV
Testing voltage U:	4000 V conductor/screen 2000 V
Min. bending radius	
<i>fixed installation:</i>	5 x O.D.
<i>free movement:</i>	10 x O.D.
Radiation resistance:	8 x 10 ⁷ cJ/kg
Temperature range	
<i>static:</i>	-40/+70 °C
<i>flexing:</i>	+5/+70 °C
Oil resistance:	acc. to internal standard, see page N/27
Chem. resistance:	see page N/9
Absence of harmful substances:	acc. to RoHS directive of the European Union see page N/28

Outstanding features:

- very good EMC characteristics
- high functionality
- good handling

item no.	no. of conductors incl. ground	nominal outer- ϕ inch $\pm 10\%$	nominal outer- ϕ mm $\pm 10\%$	cable weight \approx lbs/mft	item no.	no. of conductors incl. ground	nominal outer- ϕ inch $\pm 10\%$	nominal outer- ϕ mm $\pm 10\%$	cable weight \approx lbs/mft	item no.	no. of conductors incl. ground	nominal outer- ϕ inch $\pm 10\%$	nominal outer- ϕ mm $\pm 10\%$	cable weight \approx lbs/mft
▶ 16 AWG ($\approx 27\text{-}29/30$) • 1.50 mm ²					▶ 10 AWG ($\approx 78/28$) • 6.00 mm ²					▶ 4 AWG ($\approx 190/26$) • 25.00 mm ²				
08120415	4	0.472	12.0	156	08120460	4	0.657	16.7	350	08120490	4	1.157	29.4	1171
08120515	5	0.508	12.9	194	08120560	5	0.713	18.1	413	08120590	5	1.272	32.3	1402
▶ 14 AWG ($\approx 46/36$) • 2.50 mm ²					▶ 8 AWG ($\approx 77/26$) • 10.00 mm ²					▶ 2 AWG ($\approx 272/26$) • 35.00 mm ²				
08120425	4	0.528	13.4	202	08120470	4	0.823	20.9	556	08120495	4	1.307	33.2	1550
08120525	5	0.579	14.7	246	08120570	5	0.898	22.8	598	▶ 1 AWG ($\approx 400/26$) • 50.00 mm ²				
▶ 12 AWG ($\approx 52/28$) • 4.00 mm ²					▶ 6 AWG ($\approx 122/26$) • 16.00 mm ²					08120496 4 1.476 37.5 1882				
08120440	4	0.594	15.1	276	08120480	4	0.972	24.7	790	Other dimensions and colors are possible on request.				
08120540	5	0.657	16.7	330	08120580	5	1.063	27.0	936					



for DNC motors
on frequency
converters

SERVO MOTOR CABLES

SL 851 C (2YSLCYK-J) PE/PVC motor connection cable with overall copper screen 0.6/1 kV



BRÖCKSKES · D-VIERSEN · SL 851 C 4 x

Marking for SL 851 C 08510415:
SAB BRÖCKSKES · D-VIERSEN · SL 851 C 4 x 1,5 mm² CE

SL 851 C is a flexible, tinned copper shielded motor connection cable for DNC motors. This cable is used in automation technology, control and product engineering, machine and industrial motor and in drive systems, as well as power supply cable between frequency converter and servo motor. An overall tinned copper braid is recommended whenever electrical interference distorts signal transmission, or when EMI emissions need to be suppressed.

Construction:

Conductor:	bare copper strands acc. to IEC 60228, EN 60228, VDE 0295, class 5
Insulation:	PE M/MD acc. to VDE 0819 part 103
Color code:	colored acc. to HD 308 (VDE 0293 part 308) and a green-yellow earth wire
Stranding:	in layers
Wrapping:	Alu-foil
Screen:	tinned copper braiding
Wrapping:	non-woven tape
Jacket material:	special PVC
Jacket color:	black

Technical data:

Nominal voltage:	U ₀ /U 0.6/1 kV
Maximum operating voltage:	<i>in three-phase current and single phase current operation:</i> U ₀ /U 0,7/1,2 kV <i>in D.C. current operation:</i> U ₀ /U 0,9/1,8 kV <i>peak value of alternating current:</i> U [^] 1,7 kV
Testing voltage U:	4000 V conductor/screen 2500 V
Min. bending radius	≤ 12 mm > 12 mm up to ≤ 20 mm > 20 mm
<i>fixed installation:</i>	5 x O.D. 7.5 x O.D. 10 x O.D.
<i>free movement:</i>	10 x O.D. 15 x O.D. 20 x O.D.
Radiation resistance:	8 x 10 ⁷ cJ/kg
Temperature range	
<i>static:</i>	-30/+70 °C
<i>flexing:</i>	-15/+70 °C
Fire performance:	flame retardant and self-extinguishing acc. to IEC 60332-1-2, EN 60332-1-2
Oil resistance:	acc. to internal standard, see page N/27
Chem. resistance:	see page N/9
Absence of harmful substances:	acc. to RoHS directive of the European Union see page N/28

Outstanding features:

- low surface transfer impedance
- low mutual capacitance
- very good EMC characteristics

item no.	no. of conductors incl. ground	nominal outer-Ø inch	nominal outer-Ø mm	cable weight ≈ lbs/mft	item no.	no. of conductors incl. ground	nominal outer-Ø inch	nominal outer-Ø mm	cable weight ≈ lbs/mft	item no.	no. of conductors incl. ground	nominal outer-Ø inch	nominal outer-Ø mm	cable weight ≈ lbs/mft
▶ 16 AWG (≈ 27-29/30) • 1.50 mm ²					▶ 10 AWG (≈ 78/28) • 6.00 mm ²					▶ 4 AWG (≈ 190/26) • 25.00 mm ²				
08510415	4	0.421	10.7	116	08510460	4	0.638	16.2	306	08510490	4	1.193	30.3	1132
▶ 14 AWG (≈ 46/36) • 2.50 mm ²					▶ 8 AWG (≈ 77/26) • 10.00 mm ²					▶ 2 AWG (≈ 272/26) • 35.00 mm ²				
08510425	4	0.484	12.3	163	08510470	4	0.787	20.0	478	08510495	4	1.346	34.2	1490
▶ 12 AWG (≈ 52/28) • 4.00 mm ²					▶ 6 AWG (≈ 122/26) • 16.00 mm ²					▶ 1 AWG (≈ 400/26) • 50.00 mm ²				
08510440	4	0.563	14.3	220	08510480	4	1.012	25.7	747	08510496	4	1.457	37.0	1821

Other dimensions and colors are possible on request.



for DNC motors
on frequency
converters
U[^] 1,7 kV

suitable for
cable tracks

SERVO MOTOR CABLES



SL 811 PUR motor connection cable with PVC conductors 0.6/1 kV

KSKES · D-VIERSEN · SL 811 0,6/1 kV 4 x 1,5 mm² CE



Marking for SL 811 08110415:

SAB BRÖCKSKES · D-VIERSEN · SL 811 0,6/1 kV 4 x 1,5 mm² CE

The SL 811 is a very flexible, continuous flex motor power supply cable which has been designed for automated servo systems. This cable is ideally suited for automated applications, such as cable tracks, automated handling equipment, pick-and place units, gantry robots, machine tools, and other continuous movement applications.

Construction:

Conductor:	bare copper strands acc. to IEC 60228, EN 60228, VDE 0295, class 6
Insulation:	PVC, Tl2 acc. to DIN VDE 0281 part 1 + HD 21.1
Color code:	black conductors with consecutive numbers acc. to EN 50334 and a green-yellow earth wire
Stranding:	in layers
Wrapping:	non-woven tape
Jacket material:	PUR, Tmpu acc. to DIN VDE 0282 part 10 + HD 22.10 with mat surface
Jacket color:	gray

Outstanding features:

- flexible
- rugged jacket
- oil resistant

Technical data:

Nominal voltage:	U ₀ /U 0.6/1 kV
Testing voltage U:	4000 V
Min. bending radius	
<i>fixed installation:</i>	4 x O.D.
<i>free movement:</i>	6 x O.D.
<i>for continuous flexing:</i>	10 x O.D.
Radiation resistance:	5 x 10 ⁷ cJ/kg
Temperature range	
<i>static:</i>	-40/+70 °C
<i>flexing:</i>	+5/+70 °C
Oil resistance:	very good - PUR Tmpu acc. to DIN VDE 0282 part 10 + HD 22.10
Chem. resistance:	good against acids, alkalines, solvents, hydraulic liquids etc.
Absence of harmful substances:	acc. to RoHS directive of the European Union see page N/28

G
10

item no.	no. of conductors incl. ground	nominal outer-ø inch ±10%	nominal outer-ø mm ±10%	cable weight ≈ lbs/mft	item no.	no. of conductors incl. ground	nominal outer-ø inch ±10%	nominal outer-ø mm ±10%	cable weight ≈ lbs/mft	item no.	no. of conductors incl. ground	nominal outer-ø inch ±10%	nominal outer-ø mm ±10%	cable weight ≈ lbs/mft
▶ 16 AWG (≈ 84/34) • 1.50 mm ²					▶ 10 AWG (≈ 186/32) • 6.00 mm ²					▶ 4 AWG (≈ 760/32) • 25.00 mm ²				
08110415	4	0.366	9.3	84	08110460	4	0.579	14.7	239	08110490	4	1.031	26.2	872
08110515	5	0.417	10.6	103	08110560	5	0.657	16.7	302	08110590	5	1.138	28.9	1073
▶ 14 AWG (≈ 140/34) • 2.50 mm ²					▶ 8 AWG (≈ 320/32) • 10.00 mm ²					▶ 2 AWG (≈ 1083/32) • 35.00 mm ²				
08110425	4	0.437	11.1	128	08110470	4	0.728	18.5	404	08110495	4	1.161	29.5	1177
08110525	5	0.504	12.8	155	08110570	5	0.803	20.4	497	▶ 1 AWG (≈ 703/28) • 50.00 mm ²				
▶ 12 AWG (≈ 224/34) • 4.00 mm ²					▶ 6 AWG (≈ 504/32) • 16.00 mm ²					08110496 4 1.378 35.0 1628				
08110440	4	0.508	12.9	180	08110480	4	0.862	21.9	579	Other dimensions and colors are possible on request.				
08110540	5	0.559	14.2	213	08110580	5	0.969	24.6	725					

E-mail: info@sabcable.com



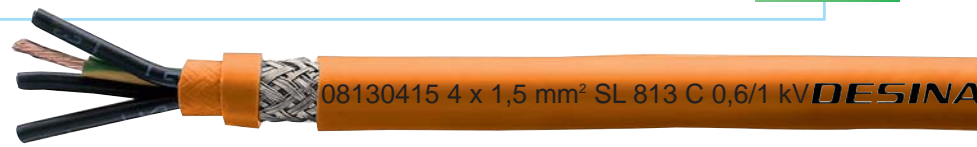
Web site: www.sabcable.com

SERVO MOTOR CABLES

suitable for cable tracks



SL 813 C PUR motor connection cable with PVC conductors and overall copper screen 0.6/1 kV



Marking for SL 813 C 08130415:

SAB BRÖCKSKES · D-VIERSEN · 08130415 4 x 1,5 mm² SL 813 C 0,6/1 kV **DESINA** CE

The SL 813 C is a shielded continuous flex, motor power supply cable which has been designed for automated servo systems. This cable is ideally suited for automated applications, such as cable tracks, automated handling equipment, pick-and place units, gantry robots, machine tools, and other continuous movement applications. An overall tinned copper braid is recommended whenever electrical interference distorts signal transmission, or when EMI emissions need to be suppressed.

Construction:

Conductor:	bare copper strands acc. to IEC 60228, EN 60228, VDE 0295, class 6
Insulation:	PVC, TI2 acc. to DIN VDE 0281 part 1 + HD 21.1
Color code:	black conductors with consecutive numbers acc. to EN 50334 and a green-yellow earth wire
Stranding:	in layers
Inner jacket:	PVC, TM2 acc. to DIN VDE 0281 part 1 + HD 21.1
Screen:	tinned copper braiding
Wrapping:	non-woven tape
Jacket material:	PUR, TPU acc. to DIN VDE 0282 part 10 + HD 22.10 with mat surface
Jacket color:	orange

Technical data:

Nominal voltage:	U ₀ /U 0.6/1 kV
Testing voltage U:	4000 V conductor/screen 2000 V
Min. bending radius	
<i>fixed installation:</i>	5 x O.D.
<i>free movement:</i>	10 x O.D.
<i>for continuous flexing:</i>	12 x O.D.
Radiation resistance:	5 x 10 ⁷ cJ/kg
Temperature range	
<i>static:</i>	-40/+70 °C
<i>flexing:</i>	+5/+70 °C
Oil resistance:	very good - PUR TPU acc. to DIN VDE 0282 part 10 + HD 22.10
Chem. resistance:	good against acids, alkalines, solvents, hydraulic liquids etc.
Absence of harmful substances:	acc. to RoHS directive of the European Union see page N/28

Outstanding features:

- very good EMC characteristics
- flexible
- rugged jacket
- oil resistant

G
11

item no.	no. of conductors incl. ground	nominal outer-Ø inch ±10%	outer-Ø mm ±10%	cable weight ≈ lbs/ft	item no.	no. of conductors incl. ground	nominal outer-Ø inch ±10%	outer-Ø mm ±10%	cable weight ≈ lbs/ft	item no.	no. of conductors incl. ground	nominal outer-Ø inch ±10%	outer-Ø mm ±10%	cable weight ≈ lbs/ft
▶ 16 AWG (≈ 84/34) • 1.50 mm ²					▶ 10 AWG (≈ 186/32) • 6.00 mm ²					▶ 4 AWG (≈ 760/32) • 25.00 mm ²				
08130415	4	0.488	12.4	153	08130460	4	0.756	19.2	493	08130490	4	1.209	30.7	1185
08130515	5	0.539	13.7	192	08130560	5	0.819	20.8	399	08130590	5	1.315	33.4	1460
▶ 14 AWG (≈ 140/34) • 2.50 mm ²					▶ 8 AWG (≈ 320/32) • 10.00 mm ²					▶ 2 AWG (≈ 1083/32) • 35.00 mm ²				
08130425	4	0.606	15.4	232	08130470	4	0.906	23.0	589	08130495	4	1.339	34.0	1517
08130525	5	0.657	16.7	282	08130570	5	0.996	25.3	737	08130595	5	1.472	37.4	1847
▶ 12 AWG (≈ 224/34) • 4.00 mm ²					▶ 6 AWG (≈ 504/32) • 16.00 mm ²					▶ 1 AWG (≈ 703/28) • 50.00 mm ²				
08130440	4	0.669	17.0	302	08130480	4	1.039	26.4	835	08130496	4	1.547	39.3	2067
08130540	5	0.736	18.7	386	08130580	5	1.130	28.7	1024	Other dimensions and colors are possible on request.				



for DNC motors on frequency converters

extremely long
service life

SERVO MOTOR CABLES



SL 820 PUR motor connection cable with TPE conductors 0.6/1 kV

BRÖCKSKES · D-VIERSEN · SL 820 0,6/1 kV 4 x 1,5 mm² CE



Marking for SL 820 C 08200415:

SAB BRÖCKSKES · D-VIERSEN · SL 820 0,6/1 kV 4 x 1,5 mm² CE

The SL 820 is a very flexible, continuous flex motor power supply cable which has been designed for automated servo systems. This cable is ideally suited for automated applications, such as cable tracks, automated handling equipment, pick-and place units, gantry robots, machine tools, and other continuous movement applications.

Construction:

Conductor:	bare copper strands acc. to IEC 60228, EN 60228, VDE 0295, class 6
Insulation:	TPE
Color code:	black conductors with consecutive numbers acc. to EN 50334 and a green-yellow earth wire
Stranding:	in layers
Wrapping:	non-woven tape
Jacket material:	PUR, TPU acc. to DIN VDE 0282 part 10 + HD 22.10 with mat surface
Jacket color:	orange

Outstanding features:

- very high flexibility
- suitable for cable tracks
- oil resistant
- very long service life
- adhesion-free installation
- halogen-free
- labs uncritical
(labs = enamel moisturing interfering substances)
- flexible at low temperatures

Technical data:

Nominal voltage:	U ₀ /U 0.6/1 kV
Testing voltage U:	4000 V
Min. bending radius	
<i>fixed installation:</i>	4 x O.D.
<i>free movement:</i>	6 x O.D.
<i>for continuous flexing:</i>	10 x O.D.
Radiation resistance:	5 x 10 ⁷ cJ/kg
Temperature range	
<i>static:</i>	-50/+90 °C
<i>flexing:</i>	-40/+90 °C
Oil resistance:	very good - TPU acc. to DIN VDE 0282 part 10 + HD 22.10
Chem. resistance:	good against acids, alkalines, solvents, hydraulic liquids etc.
Weather resistance:	very good
Absence of harmful substances:	acc. to RoHS directive of the European Union see page N/28

item no.	no. of conductors incl. ground	nominal outer- ϕ inch $\pm 10\%$	mm $\pm 10\%$	cable weight \approx lbs/ft	item no.	no. of conductors incl. ground	nominal outer- ϕ inch $\pm 10\%$	mm $\pm 10\%$	cable weight \approx lbs/ft	item no.	no. of conductors incl. ground	nominal outer- ϕ inch $\pm 10\%$	mm $\pm 10\%$	cable weight \approx lbs/ft
➤ 16 AWG (\approx 84/34) • 1.50 mm ²					➤ 10 AWG (\approx 186/32) • 6.00 mm ²					➤ 4 AWG (\approx 760/32) • 25.00 mm ²				
08200415	4	0.335	8.5	69	08200460	4	0.594	15.1	236	08200490	4	0.957	24.3	780
08200515	5	0.366	9.3	84	08200560	5	0.650	16.5	298	08200590	5	1.055	26.8	963
➤ 14 AWG (\approx 140/34) • 2.50 mm ²					➤ 8 AWG (\approx 320/32) • 10.00 mm ²					➤ 2 AWG (\approx 1083/32) • 35.00 mm ²				
08200425	4	0.421	10.7	108	08200470	4	0.689	17.5	371	08200495	4	1.126	28.6	1067
08200525	5	0.449	11.4	130	08200570	5	0.756	19.2	431	➤ 1 AWG (\approx 703/28) • 50.00 mm ²				
➤ 12 AWG (\approx 224/34) • 4.00 mm ²					➤ 6 AWG (\approx 504/32) • 16.00 mm ²					08200496	4	1.272	32.3	1486
08200440	4	0.488	12.4	166	08200480	4	0.835	21.2	535	Other dimensions and colors are possible on request.				
08200540	5	0.520	13.2	195	08200580	5	0.917	23.3	658					



for DNC motors
on frequency
converters

E-mail: info@sabcable.com



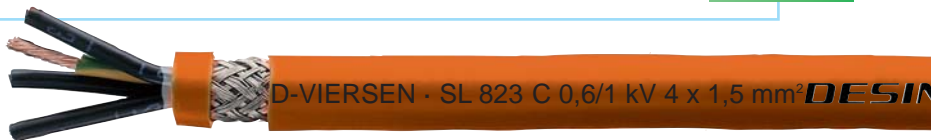
Web site: www.sabcable.com

SERVO MOTOR CABLES

extremely long service life



SL 823 C PUR motor connection cable with TPE conductors and overall copper screen 0.6/1 kV



Marking for SL 823 C 08230415:

SAB BRÖCKSKES · D-VIERSEN · SL 823 C 0,6/1 kV 4 x 1,5 mm² **DESINA** CE

The SL 823 C is a halogen free, super flexible, shielded, continuous flex motor supply cable which has been designed for automated servo systems. The flexible design makes this cable ideally suited for small bend radius applications, such as cable tracks, automated handling equipment, and other continuous movement applications. An overall tinned copper braid is recommended whenever electrical interference distorts signal transmissions, or when EMI emissions need to be suppressed.

Construction:

Conductor:	bare copper strands acc. to IEC 60228, EN 60228, VDE 0295, class 6
Insulation:	TPE
Color code:	black conductors with consecutive numbers acc. to DIN VDE 0293 + HD 186 and a green-yellow earth wire
Stranding:	in layers
Wrapping:	two layers of non-woven tape
Screen:	tinned copper braiding
Wrapping:	non-woven tape
Jacket material:	PUR, TPU acc. to DIN VDE 0282 part 10 + HD 22.10 with mat surface
Jacket color:	orange

Technical data:

Nominal voltage:	U ₀ /U 0.6/1 kV
Testing voltage U:	4000 V conductor/screen 2000 V
Min. bending radius	
<i>fixed installation:</i>	5 x O.D.
<i>free movement:</i>	10 x O.D.
<i>for continuous flexing:</i>	12 x O.D.
Radiation resistance:	5 x 10 ⁷ cJ/kg
Temperature range	
<i>static:</i>	-50/+90 °C
<i>flexing:</i>	-40/+90 °C
Oil resistance:	very good - TPU acc. to DIN VDE 0282 part 10 + HD 22.10
Chem. resistance:	good against acids, alkalines, solvents, hydraulic liquids etc.
Weather resistance:	very good
Absence of harmful substances:	acc. to RoHS directive of the European Union see page N/28

Outstanding features:

- very good EMC characteristics
- very high flexibility
- suitable for cable tracks
- oil resistant
- very long service life
- adhesion-free installation
- halogen-free
- labs uncritical
(labs = enamel moisturing interfering substances)
- flexible at low temperatures

item no.	no. of conductors incl. ground	nominal outer-ø inch	nominal outer-ø mm	cable weight ≈ lbs/mft	item no.	no. of conductors incl. ground	nominal outer-ø inch	nominal outer-ø mm	cable weight ≈ lbs/mft	item no.	no. of conductors incl. ground	nominal outer-ø inch	nominal outer-ø mm	cable weight ≈ lbs/mft
➤ 16 AWG (≈ 84/34) • 1.50 mm ²					➤ 10 AWG (≈ 186/32) • 6.00 mm ²					➤ 4 AWG (≈ 760/32) • 25.00 mm ²				
08230415	4	0.374	9.5	95	08230460	4	0.626	15.9	282	08230490	4	1.004	25.5	916
➤ 14 AWG (≈ 140/34) • 2.50 mm ²					➤ 8 AWG (≈ 320/32) • 10.00 mm ²					➤ 2 AWG (≈ 1083/32) • 35.00 mm ²				
08230425	4	0.469	11.9	146	08230470	4	0.728	18.5	421	08230495	4	1.161	29.5	1242
➤ 12 AWG (≈ 224/34) • 4.00 mm ²					➤ 6 AWG (≈ 504/32) • 16.00 mm ²					➤ 1 AWG (≈ 703/28) • 50.00 mm ²				
08230440	4	0.512	13.0	194	08230480	4	0.882	22.4	648	08230496	4	1.358	34.5	1716

Other dimensions and colors are possible on request.



for DNC motors on frequency converters

E-mail: info@sabcable.com



Web site: www.sabcable.com

G
13

suitable for cable tracks and very good EMC

SERVO MOTOR CABLES



SL 801 C Combined TPE/PUR motor connection cable with overall copper screen 0.6/1 kV



Marking for SL 801 C 08010407:

SAB BRÖCKSKES · D-VIERSEN · SL 801 C 4 x 0,75 mm² + 2 x (2 x 0,34 mm²) **DESINA** CE

The SL 801 C is an overall shielded continuous flex power supply and feedback cable which has been designed for automated servo systems. The composite cable offers a unique combination of signal and power conductors, under one jacket, while reducing weight and saving space. The special design makes SL 801 C ideally suited for automated applications, such as cable track, automated handling equipment, pick-and-place units, gantry robots, machine tools and other continuous movement applications. An overall tinned copper braid is recommended whenever electrical interference distorts signal transmission, or when EMI emission needs to be suppressed.

Construction:

Conductor:	bare copper strands acc. to IEC 60228, EN 60228, VDE 0295, class 6 < 0,5 mm² with reference to DIN VDE 0812
Insulation:	TPE
Color code:	black conductors with consecutive numbers acc. to EN 50334 (except 22 AWG = colored) and a green-yellow earth wire
from item no. 08011415:	supply conductors: U1, V2, W3 and a green-yellow earth wire control conductors: BR1 and BR2
Stranding:	control conductors 22 AWG - 14 AWG twisted to pairs
Screen:	pairs wrapped with Alu-foil and tinned copper braid
Wrapping:	pairs with PETP foil
Stranding:	screened control pairs and supply conductors twisted together in layers
Wrapping:	non-woven tape
Screen:	tinned copper braiding
Wrapping:	non-woven tape
Jacket material:	TMPU acc. to DIN VDE 0282 part 10 + HD 22.10 with mat surface
Jacket color:	orange

Technical data:

Nominal voltage:	supply conductors U ₀ /U 0.6/1 kV
Peak operating voltage:	control conductors max. 500 V
Testing voltage U:	supply conductors 4000 V control conductors 1500 V
Min. bending radius	
<i>fixed installation:</i>	5 x O.D.
<i>free movement:</i>	10 x O.D.
<i>for continuous flexing:</i>	12 x O.D.
Radiation resistance:	5 x 10 ⁷ cJ/kg
Temperature range	
<i>static:</i>	-50/+90 °C
<i>flexing:</i>	-40/+90 °C
Oil resistance:	very good - TMPU acc. to DIN VDE 0282 part 10 + HD 22.10
Chem. resistance:	good against acids, alkalines, solvents, hydraulic liquids etc.
Weather resistance:	very good
Absence of harmful substances:	acc. to RoHS directive of the European Union see page N/28

Outstanding features:

- very good EMC characteristics
- long service life
- adhesion-free installation
- high flexibility
- halogen-free
- labs uncritical
(labs = enamel moisturing interfering substances)
- flexible at low temperatures



Cable harnessing possible on request

item no.	power conductors	single pairs, individually shielded	nominal outer-ø inch	mm	cable weight ≈ lbs/mt
▶ 08010407	19 AWG / 4c	22 AWG / 2pr	0.413 ± 0.020	10.5 ± 0.5	108
▶ 08010410	18 AWG / 4c	19 AWG / 2pr	0.472 ± 0.020	12.0 ± 0.5	140
▶ 08010415	16 AWG / 4c	19 AWG / 2pr	0.480 ± 0.020	12.2 ± 0.5	157
▶ 08010425	14 AWG / 4c	18 AWG / 2pr	0.591 ± 0.031	15.0 ± 0.8	210
▶ 08010441	12 AWG / 4c	18 AWG / 1pr + 16 AWG / 1pr	0.701 ± 0.024	17.8 ± 0.6	311
▶ 08010461	10 AWG / 4c	18 AWG / 1pr + 16 AWG / 1pr	0.732 ± 0.031	18.6 ± 0.8	390
▶ 08010471	8 AWG / 4c	18 AWG / 1pr + 16 AWG / 1pr	0.886 ± 0.039	22.5 ± 1.0	532
▶ 08010485	6 AWG / 4c	16 AWG / 2pr	1.087 ± 0.031	27.6 ± 0.8	759
▶ 08010490	4 AWG / 4c	16 AWG / 2pr	1.102 ± 0.039	28.0 ± 1.0	1013
▶ 08010495	2 AWG / 4c	16 AWG / 2pr	1.260 ± 0.039	32.0 ± 1.0	1351
▶ 08010496	1 AWG / 4c	14 AWG / 2pr	1.504 ± 0.039	38.2 ± 1.0	1926

item no.	power conductors	single pairs, individually shielded	nominal outer-ø inch	mm	cable weight ≈ lbs/mt
▶ 08011415	16 AWG / 4c	16 AWG / 1pr	0.492 ± 0.016	12.5 ± 0.4	143
▶ 08011425	14 AWG / 4c	16 AWG / 1pr	0.543 ± 0.016	13.8 ± 0.4	179
▶ 08011440	12 AWG / 4c	16 AWG / 1pr	0.587 ± 0.016	14.9 ± 0.4	237
▶ 08011460	10 AWG / 4c	16 AWG / 1pr	0.657 ± 0.043	16.7 ± 1.1	329
▶ 08011470	8 AWG / 4c	16 AWG / 1pr	0.756 ± 0.063	19.2 ± 1.6	469
▶ 08011480	6 AWG / 4c	16 AWG / 1pr	0.906 ± 0.067	23.0 ± 1.7	677
▶ 08011490	4 AWG / 4c	16 AWG / 1pr	1.059 ± 0.039	26.9 ± 1.0	973
▶ 08011495	2 AWG / 4c	16 AWG / 1pr	1.220 ± 0.039	31.0 ± 1.0	1352
▶ 08011496	1 AWG / 4c	16 AWG / 1pr	1.370 ± 0.039	34.8 ± 1.0	1811

Other dimensions and colors are possible on request.

E-mail: info@sabcable.com



Web site: www.sabcable.com

SERVO MOTOR CABLES

SL 833 C TPE outer jacket motor connection cable with overall copper screen 0.6/1 kV



Style 20235 80°C CSA AWM I/II A/B 80°C 1000V FT1 FT2

Marking for SL 833 C 08330415: SAB BRÖCKSKES · D-VIERSEN · 08330415 4 x 1,5 mm²

SL 833 C 16 AWG/4c 1000V 08331604 **DESINA** AWM Style 20235 80°C CSA AWM I/II A/B 80°C 1000V FT1 FT2 CE

SL 833 C is a halogen free UL recognized and CSA approved, highly flexible, continuous flex motor supply cable which has been designed for automated servo systems. The special ultra flexible design makes SL 833 C ideally suited for small bend radius applications, such as cable track, automated handling equipment and other continuous movement applications.

Construction:

Conductor:	bbare copper strands acc. to IEC 60228, EN 60228, VDE 0295, class 6
Insulation:	TPE
Color code:	black conductors with consecutive numbers acc. to EN 50334 and a green-yellow earth wire
Stranding:	together in layers
Wrapping:	non-woven tape
Screen:	tinned copper braiding
Jacket material:	TPE outer jacket
Jacket color:	orange

Outstanding features:

- **UL recognition and CSA approval**
- **very good EMC characteristics**
- **very high flexibility**
- **suitable for cable tracks**
- **oil resistant**
- **very long service life**
- **adhesion-free installation**
- **labs uncritical**
(labs = enamel moisturing interfering substances)
- **flexible at low temperatures**

Technical data:

Nominal voltage:	DIN VDE U ₀ /U 0.6/1 kV	
Voltage:	UL/CSA 1000 V	
Testing voltage U:	4000 V	conductor/screen 2000 V
Min. bending radius		
<i>fixed installation:</i>	5 x O.D.	
<i>free movement:</i>	10 x O.D.	
<i>for continuous flexing:</i>	12 x O.D.	
Radiation resistance:	5 x 10 ⁷ cJ/kg	
Temperature range	DIN VDE	UL/CSA: up to +80 °C
<i>static:</i>	-50/+70 °C	
<i>flexing:</i>	-40/+70 °C	
Burning characteristics:	flame retardant and self-extinguishing acc. to IEC 60332-1-2, EN 60332-1-2, UL FT1 and CSA FT1 FT2	
Oil resistance:	very good - oil raiting 60 °C acc. to UL 1581	
Chem. resistance:	good against acids, alkalines, solvents, hydraulic liquids etc.	
Absence of harmful substances:	acc. to RoHS directive of the European Union see page N/28	

item no.	no. of conductors incl. ground	nominal outer-ø inch	nominal outer-ø mm	cable weight ≈ lbs/mft	item no.	no. of conductors incl. ground	nominal outer-ø inch	nominal outer-ø mm	cable weight ≈ lbs/mft	item no.	no. of conductors incl. ground	nominal outer-ø inch	nominal outer-ø mm	cable weight ≈ lbs/mft
▶ 16 AWG (≈ 84/34) • 1.50 mm ²					▶ 10 AWG (≈ 186/32) • 6.00 mm ²					▶ 4 AWG (≈ 760/32) • 25.00 mm ²				
08331604	4	0.390	9.9	99	08331004	4	0.622	15.8	285	08330404	4	1.004	25.5	932
▶ 14 AWG (≈ 140/34) • 2.50 mm ²					▶ 8 AWG (≈ 320/32) • 10.00 mm ²					▶ 2 AWG (≈ 1083/32) • 35.00 mm ²				
08331404	4	0.453	11.5	141	08330804	4	0.740	18.8	435	08330204	4	1.130	28.7	1237
▶ 12 AWG (≈ 224/34) • 4.00 mm ²					▶ 6 AWG (≈ 504/32) • 16.00 mm ²					▶ 1 AWG (≈ 703/28) • 50.00 mm ²				
08331204	4	0.496	12.6	189	08330604	4	0.870	22.1	657	08330104	4	1.315	33.4	1710

Other dimensions and colors are possible on request.



for DNC motors
on frequency
converters

SERVO MOTOR CABLES



SL 841 C TPE outer jacket motor connection cable with overall copper screen 0.6/1 kV

20235 80°C CSA AWM I/II A/B 80°C 300V FT1 FT2 CE



Marking for SL 841 C 08410407: SAB BRÖCKSKES · D-VIERSEN ·

08410407 SL 841 C 4 x 0,75 mm² (1000V) + 2 x (2 x 0,34 mm²) (300V) **DESINA** AWM Style 20235 80°C CSA AWM I/II A/B 80°C 300V FT1 FT2 CE

The SL 841 C is a UL recognized and CSA approved, overall shielded continuous flex power supply and feedback cable which has been designed for automated servo systems. This composite cable offers a unique combination of signal and power conductors, under one jacket, while reducing weight and saving space. The special design makes SL 841 C ideally suited for automated applications, such as cable track, automated handling equipment, pick-and-place units, gantry robots, machine tools and other continuous movement applications. An overall tinned copper braid is recommended whenever electrical interference distorts signal transmission, or when EMI emission needs to be suppressed.

Construction:

Conductor:	bare copper strands acc. to IEC 60228, EN 60228, VDE 0295, class 6
Insulation:	TPE
Color code:	black conductors with consecutive numbers acc. to EN 50334 (except 22 AWG = colored) and a green-yellow earth wire.
from item no. 08411415:	supply conductors: * U1, V2, W3 and a green-yellow earth wire control conductors: ** BR1 and BR2
Stranding:	control conductors 22 - 14 AWG twisted to pairs
Screen:	pairs wrapped with Alu-foil, tinned copper braid
Wrapping:	pairs with PETP foil
Stranding:	screened control pairs and supply conductors twisted together in layers
Wrapping:	two layers non-woven tape
Screen:	overall copper screen
Wrapping:	non-woven tape
Jacket material:	TPE outer jacket
Jacket color:	orange

Technical data:

Nominal voltage:	DIN VDE: supply conductors U ₀ /U 0.6/1 kV
Voltage:	UL/CSA: supply conductors 1000 V
Peak operating voltage:	DIN VDE: control conductors max. 350 V
Voltage:	UL/CSA: control conductors 300 V
Testing voltage U:	supply conductors 4000 V control conductors 1500 V
Min. bending radius	
<i>fixed installation:</i>	5 x O.D.
<i>free movement:</i>	10 x O.D.
<i>for continuous flexing:</i>	12 x O.D.
Radiation resistance:	5 x 10 ⁷ cJ/kg
Temperature range	DIN VDE UL/CSA: up to +80°C
<i>static:</i>	-50/+90 °C
<i>flexing:</i>	-40/+90 °C
Burning characteristics:	flame retardant and self-extinguishing acc. to IEC 60332-1-2, EN 60332-1-2, UL FT1 and CSA FT1 FT2
Oil resistance:	very good acc. to DIN VDE 0282 part 10 + HD 22.10
Chem. resistance:	good against acids, alkalines, solvents, hydraulic liquids etc.
Weather resistance:	very good
Absence of harmful substances:	acc. to RoHS directive of the European Union see page N/28

Outstanding features:

- **UL recognition and CSA approval**
- **very good EMC characteristics**
- **long service life**
- **adhesion-free installation**
- **high flexibility**
- **suitable for cable tracks**
- **halogen-free**
- **labs uncritical** (labs = enamel moisturing interfering substances)
- **flexible at low temperatures**



Cable harnessing possible on request

item no.	power conductors	single pairs, individually shielded	nominal outer-ø inch	mm	cable weight ≈ lbs/ft
▶ 08410407	19 AWG / 4c	22 AWG / 2pr	0.457 ± 0.020	11.6 ± 0.5	113
▶ 08410410	18 AWG / 4c	19 AWG / 2pr	0.465 ± 0.020	11.8 ± 0.5	135
▶ 08410415	16 AWG / 4c	19 AWG / 2pr	0.484 ± 0.020	12.3 ± 0.5	153
▶ 08410425	14 AWG / 4c	18 AWG / 2pr	0.571 ± 0.031	14.5 ± 0.8	215
▶ 08410441	12 AWG / 4c	18 AWG / 1pr + 16 AWG / 1pr	0.685 ± 0.024	17.4 ± 0.6	308
▶ 08410461	10 AWG / 4c	18 AWG / 1pr + 16 AWG / 1pr	0.744 ± 0.031	18.9 ± 0.8	374
▶ 08410471	8 AWG / 4c	18 AWG / 1pr + 16 AWG / 1pr	0.803 ± 0.039	20.4 ± 1.0	495
▶ 08410485	6 AWG / 4c	16 AWG / 2pr	1.024 ± 0.031	26.0 ± 0.8	747
▶ 08410490	4 AWG / 4c	16 AWG / 2pr	1.157 ± 0.031	29.4 ± 0.8	1019
▶ 08410495	2 AWG / 4c	16 AWG / 2pr	1.232 ± 0.031	31.3 ± 0.8	1265

item no.	power conductors	single pairs, individually shielded	nominal outer-ø inch	mm	cable weight ≈ lbs/ft
▶ 08410496	1 AWG / 4c	14 AWG / 2pr	1.504 ± 0.031	38.2 ± 0.8	1787
▶ 08411415	16 AWG / 4c	16 AWG / 1pr	0.492 ± 0.012	12.5 ± 0.3	149
▶ 08411425	14 AWG / 4c	16 AWG / 1pr	0.524 ± 0.016	13.3 ± 0.4	192
▶ 08411440	12 AWG / 4c	16 AWG / 1pr	0.598 ± 0.016	15.2 ± 0.4	248
▶ 08411460	10 AWG / 4c	16 AWG / 1pr	0.654 ± 0.043	16.6 ± 1.1	326
▶ 08411470	8 AWG / 4c	16 AWG / 1pr	0.768 ± 0.063	19.5 ± 1.6	455
▶ 08411480	6 AWG / 4c	16 AWG / 1pr	0.933 ± 0.039	23.7 ± 1.0	685
▶ 08411490	4 AWG / 4c	16 AWG / 1pr	1.071 ± 0.028	27.2 ± 0.7	953
▶ 08411495	2 AWG / 4c	16 AWG / 1pr	1.185 ± 0.039	30.1 ± 1.0	1216
▶ 08411496	1 AWG / 4c	16 AWG / 1pr	1.354 ± 0.039	34.4 ± 1.0	1655

Other dimensions and colors are possible on request.

E-mail: info@sabcable.com



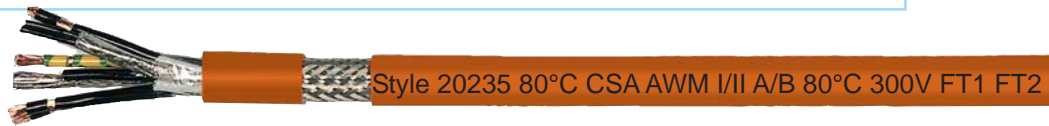
Web site: www.sabcable.com

SERVO MOTOR CABLES

low capacity



SL 871 C TPE outer jacket motor connection cable with overall copper screen, low capacity 0.6/1 kV



Marking for SL 871 C 08710407:

SAB BRÖCKSKES · D-VIERSEN · 08710407 SL 871 C 4 x 0,75 mm² (1000V) + 2 x (2 x 0,34 mm²) (300V) **DESINA** AWM Style 20235 80°C CE

The SL 871 C is a UL recognized and CSA approved, overall shielded continuous flex power supply and feedback cable which has been designed for automated servo systems. This composite cable offers a unique combination of signal and power conductors, under one jacket, while reducing weight and saving space. The special design makes SL 871 C ideally suited for automated applications, such as cable track, automated handling equipment, pick-and-place units, gantry robots, machine tools and other continuous movement applications. An overall tinned copper braid is recommended whenever electrical interference distorts signal transmission, or when EMI emission needs to be suppressed.

Construction:

Conductor:	bare copper strands acc. to IEC 60228, EN 60228, VDE 0295, class 6
Insulation:	special Polymer
Color code:	black conductors with consecutive numbers acc. to EN 50334 (except 22 AWG = colored) and a green-yellow earth wire.
from item no. 08711415:	supply conductors: * U1, V2, W3 and a green-yellow earth wire control conductors: ** BR1 and BR2
Stranding:	control conductors 22 - 14 AWG twisted to pairs
Screen:	pairs wrapped with Alu-foil, tinned copper braid
Wrapping:	pairs with PETP foil
Stranding:	screened control pairs and supply conductors twisted together in layers
Wrapping:	two layers non-woven tape
Screen:	overall copper screen
Wrapping:	non-woven tape
Jacket material:	TPE outer jacket
Jacket color:	orange

Technical data:

Nominal voltage:	DIN VDE: supply conductors U ₀ /U 0.6/1 kV
Voltage:	UL: supply conductors 1000 V
Peak operating voltage:	DIN VDE: control conductors max. 350 V
Voltage:	UL: control conductors 300 V
Testing voltage U:	supply conductors 4000 V control conductors 1500 V
Min. bending radius	
<i>fixed installation:</i>	5 x O.D.
<i>free movement:</i>	10 x O.D.
<i>for continuous flexing:</i>	12 x O.D.
Radiation resistance:	5 x 10 ⁷ cJ/kg
Temperature range	DIN VDE UL: up to +80°C
<i>static:</i>	-50/+90 °C
<i>flexing:</i>	-40/+90 °C
Burning characteristics:	flame retardant and self-extinguishing acc. to IEC 60332-1-2, EN 60332-1-2, UL FT1
Oil resistance:	very good - TMPU acc. to DIN EN 50363-10-2
Chem. resistance:	good against acids, alkalines, solvents, hydraulic liquids etc.
Weather resistance:	very good
Absence of harmful substances:	acc. to RoHS directive of the European Union see page N/28

Outstanding features:

- low capacity construction
- UL recognition
- very good EMC characteristics
- long service life
- adhesion-free installation
- high flexibility
- suitable for cable tracks
- halogen-free
- labs uncritical (labs = enamel moisturing interfering substances)
- flexible at low temperatures



Cable harnessing possible on request

item no.	power conductors	single pairs, individually shielded	nominal outer-ø inch	mm	cable weight ≈ lbs/mt
▶ 08710407	19 AWG / 4c	22 AWG / 2pr	0.457 ± 0.020	11.6 ± 0.5	113
▶ 08710410	18 AWG / 4c	19 AWG / 2pr	0.465 ± 0.020	11.8 ± 0.5	135
▶ 08710415	16 AWG / 4c	19 AWG / 2pr	0.484 ± 0.020	12.3 ± 0.5	153
▶ 08710425	14 AWG / 4c	18 AWG / 2pr	0.571 ± 0.031	14.5 ± 0.8	215
▶ 08710441	12 AWG / 4c	18 AWG / 1pr + 16 AWG / 1pr	0.685 ± 0.024	17.4 ± 0.6	308
▶ 08710461	10 AWG / 4c	18 AWG / 1pr + 16 AWG / 1pr	0.744 ± 0.031	18.9 ± 0.8	374
▶ 08710471	8 AWG / 4c	18 AWG / 1pr + 16 AWG / 1pr	0.803 ± 0.039	20.4 ± 1.0	495
▶ 08710485	6 AWG / 4c	16 AWG / 2pr	1.024 ± 0.031	26.0 ± 0.8	747
▶ 08710490	4 AWG / 4c	16 AWG / 2pr	1.157 ± 0.031	29.4 ± 0.8	1019
▶ 08710495	2 AWG / 4c	16 AWG / 2pr	1.232 ± 0.031	31.3 ± 0.8	1265

item no.	power conductors	single pairs, individually shielded	nominal outer-ø inch	mm	cable weight ≈ lbs/mt
▶ 08710496	1 AWG / 4c	14 AWG / 2pr	1.504 ± 0.031	38.2 ± 0.8	1787
▶ 08711415	16 AWG / 4c	16 AWG / 1pr	0.492 ± 0.012	12.5 ± 0.3	149
▶ 08712415	16 AWG / 4c	20 AWG / 1pr	0.504 ± 0.012	12.8 ± 0.3	147
▶ 08711425	14 AWG / 4c	16 AWG / 1pr	0.524 ± 0.016	13.3 ± 0.4	192
▶ 08712425	14 AWG / 4c	20 AWG / 1pr	0.551 ± 0.016	14.0 ± 0.4	190
▶ 08711440	12 AWG / 4c	16 AWG / 1pr	0.598 ± 0.016	15.2 ± 0.4	248
▶ 08711460	10 AWG / 4c	16 AWG / 1pr	0.654 ± 0.043	16.6 ± 1.1	326
▶ 08712425	8 AWG / 4c	16 AWG / 1pr	0.768 ± 0.063	19.5 ± 1.6	455
▶ 08711480	6 AWG / 4c	16 AWG / 1pr	0.933 ± 0.039	23.7 ± 1.0	685
▶ 08711490	4 AWG / 4c	16 AWG / 1pr	1.071 ± 0.028	27.2 ± 0.7	953
▶ 08711495	2 AWG / 4c	16 AWG / 1pr	1.185 ± 0.039	30.1 ± 1.0	1216
▶ 08711496	1 AWG / 4c	16 AWG / 1pr	1.354 ± 0.039	34.4 ± 1.0	1655

Other dimensions and colors are possible on request.

E-mail: info@sabcable.com



Web site: www.sabcable.com

suitable for
cable tracks

SERVO MOTOR CABLES



SL 807 C PE/PVC feedback cable with overall copper screen

BRÖCKSKES · D-VIERSEN · SL 807 C 9 x 0,5 mm² CE



Marking for SL 807 C 08070050:

SAB BRÖCKSKES · D-VIERSEN · SL 807 C 9 x 0,5 mm² CE

The SL 807 C is a continuous flex servo motor feedback cable, overall shielded and designed for automated servo systems. This cable is ideally suited for automated applications, such as cable tracks, automated handling equipment, pick-and-place units, gantry robots, machine tools, and other continuous movement applications. An overall tinned copper braid is recommended whenever electrical interference distorts signal transmissions, or when EMI emissions need to be suppressed.

Construction:

Conductor:	bare copper strands acc. to DIN VDE 0812
Insulation:	PE M/MD acc. to DIN VDE 0819 part 103
Color code:	colored
Stranding:	in layers
Screen:	acc. to dimension: conductors/pairs screened with tinned copper braid
Wrapping:	PETP foil
Stranding:	conductors/pairs twisted together in layers
Wrapping:	PETP foil
Screen:	tinned copper braiding
Jacket material:	PVC, TM2 acc. to DIN VDE 0281 part 1 + HD 21.1
Jacket color:	gray

Technical data:

Peak operating voltage:	max. 500 V
Testing voltage U:	2000 V
Min. bending radius	
<i>fixed installation:</i>	5 x O.D.
<i>free movement:</i>	10 x O.D.
<i>for continuous flexing:</i>	12 x O.D.
Radiation resistance:	8 x 10 ⁷ cJ/kg
Temperature range	
<i>static:</i>	-30/+70 °C
<i>flexing:</i>	-5/+70 °C
Oil resistance:	acc. to internal standard, see page N/27
Chem. resistance:	see page N/9
Absence of harmful substances:	acc. to RoHS directive of the European Union see page N/28

Outstanding features:

- good EMC characteristics
- high functionality
- space-saving application
- good handling

item no.	dimensions	nominal outer- ϕ inch $\pm 10\%$	mm $\pm 10\%$	cable weight \approx lbs/mt
▶ 08070050	20 AWG / 9c	0.331	8.4	72

Other dimensions and colors are possible on request.



suitable for
resolvers and
shaft encoders

SERVO MOTOR CABLES

suitable for cable tracks



SL 802 C TPE/PUR feedback cable with overall copper screen



Marking for SL 802 C 08020050:
SAB BRÖCKSKES · D-VIERSEN · SL 802 C 9 x 0,5 mm² CE

The SL 802 C is a continuous flex servo motor feedback cable, overall shielded and designed for automated servo systems. This cable is ideally suited for automated applications, such as cable tracks, automated handling equipment, pick-and-place units, gantry robots, machine tools, and other continuous movement applications. An overall tinned copper braid is recommended whenever electrical interference distorts signal transmissions, or when EMI emissions need to be suppressed.

Construction:

Conductor:	bare copper strands acc. to DIN VDE 0812
Insulation:	TPE
Color code:	colored
Stranding:	in layers
Screen:	acc. to dimension: pairs with tinned copper wires braided or wrapped
Inner jacket:	TPE
Stranding:	conductors/pairs twisted together in layers
Wrapping:	non-woven tape or netting tape
Screen:	tinned copper braiding
Wrapping:	non-woven tape
Jacket material:	TMPU acc. to DIN VDE 0282 part 10 + HD 22.10 with mat surface
Jacket color:	orange

Technical data:

Peak operating voltage:	max. 500 V
Testing voltage U:	2000 V
Min. bending radius	
<i>fixed installation:</i>	5 x O.D.
<i>free movement:</i>	10 x O.D.
<i>for continuous flexing:</i>	12 x O.D.
Radiation resistance:	5 x 10 ⁷ cJ/kg
Temperature range	
<i>static:</i>	-50/+90 °C
<i>flexing:</i>	-40/+90 °C
Oil resistance:	very good - TMPU acc. to DIN VDE 0282 part 10 + HD 22.10
Chem. resistance:	good against acids, alkalines, solvents, hydraulic liquids etc.
Weather resistance:	very good
Absence of harmful substances:	acc. to RoHS directive of the European Union see page N/28

Outstanding features:

- very good EMC characteristics
- very high flexibility
- very long service life
- adhesion-free installation
- oil resistant
- halogen-free
- labs uncritical
(labs = enamel moisturing interfering substances)
- flexible at low temperatures

item no.	dimensions	nominal outer-ø		cable weight ≈ lbs/mft
		inch ±10%	mm ±10%	
▶ 08020050	20 AWG / 9c	0.307	7.8	65

Other dimensions and colors are possible on request.



suitable for resolvers and shaft encoders

SERVO MOTOR CABLES



SL 842 C TPE/PUR feedback cable with overall copper screen

33 80°C 300V CSA AWM I/II A/B 80°C 300V FT1 FT2 CE



Marking for SL 842 C 08420050: SAB BRÖCKSKES · D-VIERSEN ·
08420050 9 x 0,5 mm² SL 842 C 20 AWG/9c 08422009 AWM Style 20233 80°C 300V CSA AWM I/II A/B 80°C 300V FT1 FT2 CE

SL 842 C is a continuous flexing UL recognized and CSA approved feedback cable with an overall tinned copper braid. This cable is designed for automated servo systems. It is ideally suited for automated applications, such as cable tracks, automated handling equipment, pick- and place units, gantry robots, machine tools and other continuous movement applications. An overall tinned copper braid is recommended whenever interference distorts signal transmission, or when EMI emissions need to be suppressed.

Construction:

Conductor:	bare copper strands acc. to DIN VDE 0812
Insulation:	TPE
Color code:	colored
Stranding:	in layers
Screen:	acc. to dimension: pairs with tinned copper wires braided or wrapped
Inner jacket:	TPE over screened pairs
Stranding:	conductors/pairs twisted together in layers
Wrapping:	one or two layers non-woven tape
Screen:	tinned copper braiding
Wrapping:	non-woven tape
Jacket material:	TMPU acc. to DIN VDE 0282 part 10 + HD 22.10 with mat surface
Jacket color:	orange

Technical data:

Peak operating voltage:	DIN VDE: max. 500 V	
Voltage:	UL/CSA: 300 V	
Testing voltage U:	2000 V	
Min. bending radius		
<i>fixed installation:</i>	5 x O.D.	
<i>free movement:</i>	10 x O.D.	
<i>for continuous flexing:</i>	12 x O.D.	
Radiation resistance:	5 x 10 ⁷ cJ/kg	
Temperature range	DIN VDE	UL/CSA: up to +80 °C
<i>static:</i>	-50/+90 °C	
<i>flexing:</i>	-40/+90 °C	
Burning characteristics:	flame retardant and self-extinguishing acc. to IEC 60332-1-2, EN 60332-1-2, UL FT1 CSA FT1 FT2	
Oil resistance:	very good - TMPU acc. to DIN VDE 0282 part 10 + HD 22.10	
Chem. resistance:	good against acids, alkalines, solvents, hydraulic liquids etc.	
Weather resistance:	very good	
Absence of harmful substances:	acc. to RoHS directive of the European Union see page N/28	

Outstanding features:

- **UL recognition and CSA approval**
- **good EMC characteristics**
- **high flexibility**
- **suitable for cable tracks**
- **oil resistant**
- **long service life**
- **adhesion-free installation**
- **halogen-free**
- **labs uncritical**
(labs = enamel moisturing interfering substances)

item no.	dimensions	nominal outer-ø		cable weight ≈ lbs/mft
		inch	mm	
▶ 08422009	20 AWG / 9c	0.346 ± 0.012	8.8 ± 0.3	83

Other dimensions and colors are possible on request.



**suitable for
resolvers and
shaft encoders**

SERVO MOTOR CABLES

SL 808 C PE/PVC transmission cable with overall copper screen



Marking for SL 808 C 08080112:
SAB BRÖCKSKES · D-VIERSEN · SL 808 C 10 x 0,14 mm² + 2 x 0,5 mm² CE

SL 808 C is a continuous flexible, multi conductor, tinned copper shielded transmission cable for use in speedometers, brakes controlling motor temperature, continuous flexible applications, automation and control application. An overall tinned copper braid is recommended whenever electrical interference distorts signal transmission, or when EMI emissions need to be suppressed.

Construction:

Conductor:	bare copper strands acc. to DIN VDE 0812
Insulation:	PE M/MD acc. to DIN VDE 0819 part 103
Color code:	colored
Stranding:	in layers or pairwise
Screen:	acc. to dimension: conductors/pairs screened with tinned copper braid
Wrapping:	PETP foil
Stranding:	conductors/pairs twisted together in layers
Wrapping:	PETP foil
Screen:	tinned copper braiding
Jacket material:	PVC, TM2 acc. to DIN VDE 0281 part 1 + HD 21.1
Jacket color:	gray

Technical data:

Peak operating voltage:	max. 350 V
Testing voltage U:	2000 V
Min. bending radius	
<i>fixed installation:</i>	5 x O.D.
<i>free movement:</i>	10 x O.D.
<i>for continuous flexing:</i>	12 x O.D.
Radiation resistance:	8 x 10 ⁷ cJ/kg
Temperature range	
<i>static:</i>	-30/+70 °C
<i>flexing:</i>	-5/+70 °C
Oil resistance:	acc. to internal standard, see page N/27
Chem. resistance:	see page N/9
Absence of harmful substances:	acc. to RoHS directive of the European Union see page N/28

Outstanding features:

- good EMC characteristics
- high functionality
- space-saving application
- good handling

item no.	dimensions	nominal outer-ø		cable weight ≈ lbs/mft
		inch ±10%	mm ±10%	
▶ 08080009	24 AWG / 4pr + 20 AWG / 2c	0.319	8.1	55
▶ 08080010	24 AWG / 4pr + 18 AWG / 2c	0.331	8.4	62
▶ 08080012	26 AWG / 4pr + 20 AWG / 4c	0.327	8.3	57
▶ 08080112	26 AWG / 10c + 20 AWG / 2c	0.291	7.4	49
▶ 08080114	26 AWG / 10c + 20 AWG / 4c	0.315	8.0	62
▶ 08080013	22 AWG / 4pr + 20 AWG / 4c	0.398	10.1	86
▶ 08080020	26 AWG / 3pr + 18 AWG / 2c	0.323	8.2	67
▶ 08080022	26 AWG / 3pr + 20 AWG / 2c	0.323	8.2	67

Other dimensions and colors are possible on request.



**suitable for
resolvers and
shaft encoders**

suitable for
cable tracks

SERVO MOTOR CABLES



SL 803 C TPE/PUR transmission cable with overall copper screen

SL 803 C 10 x 0,14 mm² + 2 x 0,5 mm² **DESINACE**



Marking for SL 803 C 08030112:

SAB BRÖCKSKES · D-VIERSEN · SL 803 C 10 x 0,14 mm² + 2 x 0,5 mm² **DESINACE**

SL 803 C is a continuous flexible, tinned copper shielded, multi conductor, transmission cable. The cable is designed for use in highly flexible applications, connection for speedometer, brake, temperature control in motors, for continuous flexible connection in automation systems and on wood working machines and industrial factory construction, even with high mechanical demands in dry, damp and wet conditions, as well as at low temperatures. With an polyurethane outer jacket this cable has very good resistance against acids, alkalines, solvents hydraulic liquids and oil. An overall tinned copper braid is recommended whenever electrical interference distorts signal transmission, or when EMI emissions need to be suppressed.

Construction:

Conductor:	bare copper strands acc. to DIN VDE 0812
Insulation:	TPE
Color code:	colored
Stranding:	in layers or pairwise
Screen:	acc. to dimension: pairs with tinned copper wires braided or wrapped
Inner jacket:	TPE
Stranding:	conductors/pairs twisted together in layers
Wrapping:	non-woven tape or netting tape
Screen:	tinned copper braiding
Wrapping:	non-woven tape
Jacket material:	TMPU acc. to DIN VDE 0282 part 10 + HD 22.10 with mat surface
Jacket color:	green

Technical data:

Peak operating voltage:	max. 350 V
Testing voltage U:	2000 V
Min. bending radius	
<i>fixed installation:</i>	5 x O.D.
<i>free movement:</i>	10 x O.D.
<i>for continuous flexing:</i>	12 x O.D.
Radiation resistance:	5 x 10 ⁷ cJ/kg
Temperature range	
<i>static:</i>	-50/+90 °C
<i>flexing:</i>	-40/+90 °C
Oil resistance:	very good - TMPU acc. to DIN VDE 0282 part 10 + HD 22.10
Chem. resistance:	good against acids, alkalines, solvents, hydraulic liquids etc.
Weather resistance:	very good
Absence of harmful substances:	acc. to RoHS directive of the European Union see page N/28

Outstanding features:

- very good EMC characteristics
- very high flexibility
- very long service life
- adhesion-free installation
- oil resistant
- halogen-free
- labs uncritical
(labs = enamel moisturing interfering substances)
- flexible at low temperatures



suitable for
resolvers and
shaft encoders

item no.	dimensions	jacket color	nominal inch ±10%	outer-ø mm ±10%	cable weight ≈ lbs/mft
➤ 08030009	24 AWG / 4pr + 20 AWG / 2c	orange	0.307	7.8	54
➤ 08030010	24 AWG / 4pr + 18 AWG / 2c	orange	0.311	7.9	62
➤ 08030160	24 AWG / 3pr + 24 AWG / 3c + 18 AWG / 2c	orange	0.311	7.9	65
➤ 08030040	24 AWG / 3pr	orange	0.248	6.3	35
➤ 08030060	26 AWG / 4pr + 26 AWG / 4c + 18 AWG / 4c	orange	0.382	9.7	91
➤ 08030012	26 AWG / 4pr + 20 AWG / 4c	green	0.311	7.9	58
➤ 08030112	26 AWG / 10c + 20 AWG / 2c	green	0.276	7.0	44
➤ 08030114	26 AWG / 10c + 20 AWG / 4c	green	0.307	7.8	56
➤ 08030013	22 AWG / 4pr + 20 AWG / 4c	green	0.350	8.9	75
➤ 08030020	26 AWG / 3pr + 18 AWG / 2c	green	0.339	8.6	69
➤ 08030022	26 AWG / 3pr + 20 AWG / 2c	green	0.346	8.8	73
➤ 08031050	26 AWG / 3pr + 26 AWG / 4c + 24 AWG / 4c + 20 AWG / 2c	green	0.374	9.5	81

Other dimensions and colors are possible on request.

E-mail: info@sabcable.com



Web site: www.sabcable.com

SERVO MOTOR CABLES

SL 839 C PUR transmission cable with overall copper screen



Marking for SL 839 C 08390138:

SAB BRÖCKSKES · D-VIERSEN · 08390138 SL 839 C 4 x 2 x 0,38 mm² + 4 x 0,50 mm² DESINA AWM Style 20236 80°C 30V

SL 839 C is a UL recognized, continuous flexible tinned copper shielded, multi conductor, motor feedback and transmission cable. This cable is designed for use in highly flexible, mobile connection, primary in speedometer, brake, temperature control in motors and continuous flex applications for automation, control technology, in cable tracks on wood working machines and industrial construction, even with high mechanical demands and in dry, damp and wet conditions, as well as low temperatures. The cable has highly abrasion and high chemical demands and a very good resistance against acids alkalines, solvents hydraulic liquids and oil. An overall tinned copper braid is recommended whenever electrical interference distorts signal transmission, or when EMI emissions need to be suppressed.

Construction:

Conductor:	tinned copper strands acc. to DIN VDE 0812
Insulation:	special Polymer
Color code:	colored
Screen:	acc. to dimension: pairs screened with tinned copper braid
Inner jacket:	special Polymer
Stranding:	conductors or pairs
Stranding:	conductors/pairs twisted together in layers
Wrapping:	one non-woven tape or non-woven tape and PETP foil
Screen:	tinned copper braiding
Wrapping:	non-woven tape
Jacket material:	TMPU acc. to DIN VDE 0282 part 10 + HD 22.10 with mat surface or PU acc. to UL 758
Jacket color:	green

Technical data:

Peak operating voltage:	max. 30 V	
Voltage:	UL: 30 V	
Testing voltage U:	750 V	
Min. bending radius		
fixed installation:	5 x O.D.	
free movement:	10 x O.D.	
for continuous flexing:	12 x O.D.	
Radiation resistance:	5 x 10 ⁷ cJ/kg	
Temperature range	DIN VDE	UL/CSA: up to +80 °C
static:	-40/+70 °C	
flexing:	-20/+70 °C	
Oil resistance:	very good - TMPU acc. to DIN VDE 0282 part 10 + HD 22.10	
Chem. resistance:	good against acids, alkalines, solvents, hydraulic liquids etc. or oilrating 60°C acc. to UL 758	
Weather resistance:	very good	
Absence of harmful substances:	acc. to RoHS directive of the European Union see page N/28	

Outstanding features:

- **UL recognition**
- **good EMC characteristics**
- **flexible installation**
- **oil resistant**
- **long service life**
- **adhesion-free installation**
- **halogen-free**
- **labs uncritical**
(labs = enamel moisturing interfering substances)



**suitable for
resolvers and
shaft encoders**

item no.	dimensions	nominal outer-ø		cable weight ≈ lbs/mft
		inch	mm	
▶ Jacket material TMPU acc. to DIN VDE 0282				
▶ 08390114	26 AWG / 3pr + 20 AWG / 2c	0.354 ± 0.016	9.0 ± 0.4	76
▶ 08390214	26 AWG / 3pr + 26 AWG / 4c + 20 AWG / 2c	0.346 ± 0.016	8.8 ± 0.4	71
▶ 08391050	26 AWG / 3pr + 26 AWG / 4c + 24 AWG / 2c + 20 AWG / 2c	0.374 ± 0.016	9.5 ± 0.4	83
▶ 08390138	22 AWG / 4pr + 20 AWG / 4c	0.350 ± 0.016	8.9 ± 0.4	77
▶ 08390318	26 AWG / 8pr	0.307 ± 0.016	7.8 ± 0.4	54
▶ 08390122	22 AWG / 12c	0.272 ± 0.016	6.9 ± 0.4	46
▶ Jacket material PU acc. to UL 758				
▶ 08390118	26 AWG / 4c	0.193 ± 0.016	4.9 ± 0.4	24
▶ 08390218	26 AWG / 4pr	0.248 ± 0.016	6.3 ± 0.4	38
▶ 08390115	26 AWG / 2pr + 22 AWG / 2c	0.272 ± 0.012	6.9 ± 0.3	35

Other dimensions and colors are possible on request.

E-mail: info@sabcable.com




Web site: www.sabcable.com

SERVO MOTOR CABLES



SL 843 C TPE/PUR transmission cable with overall copper screen



Marking for SL 843 C 08430006: SAB BRÖCKSKES · D-VIERSEN ·

08430006 SL 843 C 3 x 2 x 0,25 mm² + 2 x 0,5 mm² **DESINA** AWM Style 20235 80°C 300V CSA AWM I/II A/B 80°C 300V FT1 CE

SL 843 C is a continuous flexing UL recognized and CSA approved transmission cable with an overall tinned copper braid. This cable is designed for automated servo systems and also suitable for resolvers and shaft encoders. An overall tinned copper braid is recommended whenever interference distorts signal transmission, or when EMI emissions need to be suppressed.

Construction:

Conductor:	bare copper strands acc. to DIN VDE 0812
Insulation:	TPE
Color code:	colored
Stranding:	in layers or pairwise
Screen:	acc. to dimension: pairs with tinned copper wires braided or wrapped
Inner jacket:	TPE over screened pairs
Stranding:	conductors/pairs twisted together in layers
Wrapping:	one or two layers non-woven tape
Screen:	tinned copper braiding
Wrapping:	non-woven tape
Jacket material:	TMPU acc. to DIN VDE 0282 part 10 + HD 22.10 with mat surface
Jacket color:	orange or green

Technical data:

Peak operating voltage:	DIN VDE: max. 350 V	
Voltage:	UL/CSA: 300 V	
Testing voltage U:	2000 V	
Min. bending radius		
<i>fixed installation:</i>	5 x O.D.	
<i>free movement:</i>	10 x O.D.	
<i>for continuous flexing:</i>	12 x O.D.	
Radiation resistance:	5 x 10 ⁷ cJ/kg	
Temperature range	DIN VDE	UL/CSA: up to +80 °C
<i>static:</i>	-50/+90 °C	
<i>flexing:</i>	-40/+90 °C	
Burning characteristics:	flame retardant and self-extinguishing acc. to IEC 60332-1-2, EN 60332-1-2, UL FT1 and CSA FT1	
Oil resistance:	very good - TMPU acc. to DIN VDE 0282 part 10 + HD 22.10	
Chem. resistance:	good against acids, alkalines, solvents, hydraulic liquids etc.	
Weather resistance:	very good	
Absence of harmful substances:	acc. to RoHS directive of the European Union see page N/28	

Outstanding features:

- **UL recognition and CSA approval**
- **good EMC characteristics**
- **high flexibility**
- **suitable for cable tracks**
- **oil resistant**
- **long service life**
- **adhesion-free installation**
- **halogen-free**
- **labs uncritical**

(labs = enamel moisturing interfering substances)



**suitable for
resolvers and
shaft encoders**

item no.	dimensions	jacket color	nominal outer-ø inch	mm	cable weight ≈ lbs/mft
▶ 08430009	24 AWG / 4pr + 20 AWG / 2c	orange	0.346 ± 0.012	8.8 ± 0.3	62
▶ 08430010	24 AWG / 4pr + 18 AWG / 2c	orange	0.346 ± 0.012	8.8 ± 0.3	65
▶ 08430160	24 AWG / 3pr + 24 AWG / 3c + 18 AWG / 2c	orange	0.394 ± 0.012	10.0 ± 0.3	89
▶ 08430040	24 AWG / 3pr	orange	0.343 ± 0.012	8.7 ± 0.3	63
▶ 08430060	26 AWG / 4pr + 26 AWG / 4c + 18 AWG / 4c	orange	0.386 ± 0.012	9.8 ± 0.3	91
▶ 08430012	26 AWG / 4pr + 20 AWG / 4c	green	0.358 ± 10%	9.1 ± 10%	68
▶ 08430112	26 AWG / 10c + 20 AWG / 2c	green	0.335 ± 10%	8.5 ± 10%	60
▶ 08430114	26 AWG / 10c + 20 AWG / 4c	green	0.354 ± 10%	9.0 ± 10%	71
▶ 08430006	24 AWG / 3pr + 20 AWG / 2c	green	0.343 ± 10%	8.7 ± 10%	60
▶ 08430013	22 AWG / 4pr + 20 AWG / 4c	green	0.406 ± 10%	10.3 ± 10%	91
▶ 08430020	26 AWG / 3pr + 18 AWG / 2c	green	0.394 ± 10%	10.0 ± 10%	85
▶ 08430022	26 AWG / 3pr + 20 AWG / 2c	green	0.398 ± 10%	10.1 ± 10%	90
▶ 08431050	26 AWG / 3pr + 26 AWG / 4c + 24 AWG / 4c + 20 AWG / 2c	green	0.421 ± 10%	10.7 ± 10%	87
▶ 08430070	26 AWG / 3pr + 26 AWG / 4c + 20 AWG / 2c	green	0.398 ± 10%	10.1 ± 10%	82
▶ 08430310	24 AWG / 12c	green	0.335 ± 10%	8.5 ± 10%	58
▶ 08430212	26 AWG / 2pr	green	0.264 ± 10%	6.7 ± 10%	34
▶ 08430214	26 AWG / 4pr	green	0.323 ± 10%	8.2 ± 10%	48
▶ 08430216	26 AWG / 8pr	green	0.382 ± 10%	9.7 ± 10%	70

Other dimensions and colors are possible on request.

E-mail: info@sabcable.com



Web site: www.sabcable.com