


# Flexible Control Cables



E-mail: [info@sabcable.com](mailto:info@sabcable.com)





Web site: [www.sabcable.com](http://www.sabcable.com)

# Chapter

**A**  
**2**

Item	Description	Page
CC 600	Oil resistant 90°C flexible control cable, AWG 20 - AWG 10, UL, CSA, CE	A 7
CC 600	Oil resistant 90°C flexible control cable, AWG 8 - AWG 2, UL, CSA, CE	A 8
CC 600 blue	Oil resistant 90°C flexible control cable, AWG 20 - AWG 10, UL, CSA, CE	A 9
CC 600 blue	Oil resistant 90°C flexible control cable, AWG 8 - AWG 2, UL, CSA, CE	A 10
CC 600 CY Lean	Oil resistant 90°C flexible shielded control cable, AWG 20 - AWG 10, UL, CSA, VDE, CE	A 11 <b>NEW</b>
CC 600 CY Lean	Oil resistant 90°C flexible shielded control cable, AWG 8 - AWG 2, UL, CSA, CE	A 12 <b>NEW</b>
CC 600 CY	Oil resistant 90°C flexible shielded control cable, AWG 20 - AWG 10, UL, CSA, CE	A 13
CC 600 CY	Oil resistant 90°C flexible shielded control cable, AWG 8 - AWG 2, UL, CSA, CE	A 14
CC 600 T	Oil resistant 105°C flexible control cable, AWG 20 - AWG 10, UL, CSA, CE	A 15
CC 600 T	Oil resistant 105°C flexible control cable, AWG 8 - AWG 2, UL, CSA, CE	A 16
CC 600 CY T	Oil resistant 105°C flexible shielded control cable, AWG 20 - AWG 10, UL, CSA, CE	A 17
CC 600 CY T	Oil resistant 105°C flexible shielded control cable, AWG 8 - AWG 2, UL, CSA, CE	A 18
CC 600 DS T	Oil resistant 105°C flexible double shielded control cable, AWG 8 - AWG 2, UL, CSA, CE	A 19 <b>NEW</b>
CC 600 MTW type MTW	Oil resistant 90°C flexible control and Machine-Tool Cable acc. to NFPA 79 for industrial machinery, UL, CSA, (UL), CE	A 20
CC 600 MTW CY type MTW	Oil resistant 90°C flexible control and Machine-Tool Cable acc. to NFPA 79 for industrial machinery, UL, CSA, (UL), CE	A 21
CC 600 World	Oil resistant flexible control cable with international standards, UL, CSA, HAR, VDE, CE	A 22
CC 600 M CY	Oil resistant flexible shielded control cable with international standards, UL, CSA, HAR, VDE, CE	A 23

# Chapter

Item	Description	Page
CC 500 B	Flexible power control cable with colored conductors, VDE, CE .....	A 24
CC 500	Flexible control cable with numbered conductors, VDE, CE .....	A 25-26
CC 500 CY (TR)	Shielded flexible control cable with numbered conductors, VDE, CE .....	A 27
CC 500 SY (TR)	Steel braided flexible control cable with numbered conductors, VDE, CE .....	A 28-29
CC 600 P	Oil resistant, tear resistant, flexible PUR control cable, UL, CSA, CE .....	A 30
 CC 600 P blue	Oil resistant, tear resistant, flexible PUR control cable, UL, CSA, CE .....	A 31
 CC 600 P red	Oil resistant, tear resistant, flexible PUR control cable, UL, CSA, CE .....	A 32
CC 600 CP	Oil resistant, tear resistant, flexible PUR shielded control cable, UL, CSA, CE .....	A 33
CC 500 P	Oil resistant, tear resistant, flexible PUR control cable, CE .....	A 34
CC 500 CP	Shielded oil resistant, tear resistant, flexible PUR control cable, CE .....	A 35
CC 540 P	Halogen free oil resistant control cable with colored conductors, CE .....	A 36
CC 540 CP	Halogen free oil resistant shielded control cable with colored conductors, CE .....	A 37
CC 640 P	Halogen free oil resistant control cable with colored conductors, UL, CSA, CE .....	A 38
CC 640 CP	Halogen free oil resistant shielded control cable with colored conductors, UL, CSA, CE .....	A 39

## Applications

A

4

### ■ Applications of PVC control and connection cables

PVC control and connection cables are particularly suitable for control devices, e.g. on machine tools, conveyor or assembly lines, transporting equipment, production lines and construction of industrial plants. The cables can be moved after installation, especially for alignment and adjustment as well as inspection of machines, provided that the cables are not mechanically overloaded. Wherever a certain protection against electromagnetic interferences is requested cables with a copper screen can be used. These cables are not to be used for outdoor installation.

#### Exemplary applications:

<b>CC 500</b> <b>CC 600, blue</b> <b>CC 600 MTW</b>	Construction of service cabinets and control devices, electrical technology, installation and packaging techniques, construction of textile machines, wood working machines and machine tools
<b>CC 500 B</b>	Construction of service cabinets, control devices and machine tools, data processing, packaging machine, textile and wood working machine construction and in cleaning appliances
<b>CC 500 CY (TR)</b> <b>CC 600 CY Lean</b> <b>CC 600 CY</b> <b>CC 600 MTW CY</b>	Car manufacturing industry, automation technologies, press and form engineering, machine tools, textile, printing and paper machine construction, iron and steel industries
<b>CC 500 SY (TR)</b>	Packaging and wood working machine construction, press engineering, energy techniques, plastics processing and textile machine construction, electrical technology, beverage racks
<b>CC 600 World</b> <b>CC 600 M CY</b> <b>CC 600 T</b> <b>CC 600 DS T</b> <b>CC 600 CY T</b>	Machine tool and packaging machine construction, material handling and automation technologies, car manufacturing industry, CNC-machines

### ■ Applications of PUR control cables

PUR control and connection cables are particularly suitable for control devices, e.g. on machine tools, conveyor or assembly lines, transporting equipment and production lines. They can be used at high mechanical load for fixed installation or flexible application with free movement, without tensile load and mechanically guided movement in dry, damp and wet rooms. These cables are used wherever abrasion resistance, notch toughness, oil and chemical resistance are strongly requested.

#### Exemplary applications:


<b>CC 500 P</b> <b>CC 500 CP</b> <b>CC 540 P</b> <b>CC 540 CP</b> <b>CC 600 P, blue, red</b> <b>CC 600 CP</b> <b>CC 640 P</b> <b>CC 640 CP</b>	Due to the PUR outer sheath very well suitable for: machine and industrial plant construction, material handling techniques (e.g. working platforms and transportation systems), car manufacturing industry, handling and automation technologies, iron, steel and chemical industries
---	--

# FLEXIBLE CONTROL CABLES

## Selection index

A  
5

		Cable type									
		CC 600 / blue	CC 600 CY Lean	CC 600 CY	CC 600 T	CC 600 CY T	CC 600 DS T	CC 600 MTW	CC 600 MTW CY	CC 600 World	CC 600 M CY
Basic construction	Numbered conductors	x	x	x	x	x	x	x	x	x	x
	Colored conductors										
	Copper screen		x	x		x	x		x		x
	Steel wire protection										
	Inner jacket										x
	Transparent outer jacket										
Temperature range static*	+ 105 °C										
	+ 90 °C										
	+ 80 °C										
	+ 70 °C										
	- 25 °C										
	- 40 °C										
Voltage	Voltage UL-AWM 600 V / CSA 1000 V							x	x		
	Nominal voltage UL/CSA: 600 V	x	x	x	x	x	x			x	x
	Nominal voltage Uo/U 300/500 V	x	x	x	x	x	x			x	x
	Nominal voltage Uo/U 450/750 V										
	Nominal voltage Uo/U 0.6/1 kV										
	Testing voltage cond./cond. 3000 V	x	x	x	x	x	x			x	x
	Testing voltage cond./cond. 4000 V							x	x		
	Testing voltage cond./screen 1000 V		x	x		x	x				x
	Testing voltage cond./screen 2000 V								x		
Standards and approvals	Burning characteristics acc. to IEC 60332-1-2 and EN 60332-1-2	x	x	x	x	x	x			x	x
	Burning characteristics: acc. to UL VW-1 and acc. to CSA FT1 and FT2	x	x	x	x	x	x			x	x
	Burning characteristics: acc. to CSA FT1 and FT2							x	x		
	VDE-Reg. no.	x	x	x							
	UL recognized	x	x	x	x	x	x	x	x	x	x
	(UL) listed							x	x		
	CSA approved	x	x	x	x	x	x	x	x	x	x
Characteristics	Oil resistance acc. to internal standard				x	x	x				
	Oil resistance acc. to DIN VDE	x	x	x				x	x	x	x
	Oil 60 °C acc. to UL	x						x	x		
	Fuel Oil acc. to CSA	x						x	x		
	Good chemical resistance	x								x	x
	Impact and Crushing test	x						x	x		
	Machinery Area							x	x		
	High mechanical loading capacity				x	x					
Weather resistance											

Temperature range:  

 from  
 to


\*The temperature range for flexing is mentioned on the particular catalogue page

# FLEXIBLE CONTROL CABLES

## Selection index

A  
6

		Cable type											
		CC 500 B	CC 500	CC 500 CY (TR)	CC 500 SY (TR)	CC 600 P / blue / red	CC 600 CP	CC 500 P	CC 500 CP	CC 540 P	CC 540 CP	CC 640 P	CC 640 CP
Basic construction	Numbered conductors		x	x	x	x	x	x	x				
	Colored conductors	x								x	x	x	x
	Copper screen			x			x		x		x		x
	Steel wire protection				x								
	Inner jacket			x	above 12 AWG								
	Transparent outer jacket			x	x								
Temperature range static*	+ 105 °C												
	+ 90 °C												
	+ 80 °C												
	+ 70 °C												
	- 25 °C												
	- 40 °C												
Voltage	Voltage UL-AWM 600 V / CSA 1000 V												
	Nominal voltage UL/CSA: 600 V					x	x					x	x
	Nominal voltage Uo/U 300/500 V	20-16 AWG	x	x	x	x	x	x	x	19-18 AWG	19-18 AWG	x	x
	Nominal voltage Uo/U 450/750 V	14-1 AWG								18-6 AWG	18-6 AWG		
	Nominal voltage Uo/U 0.6/1 kV												
	Testing voltage cond./cond. 3000 V	x	x	x	x	x	x	x	x	x	x	x	x
	Testing voltage cond./cond. 4000 V												
	Testing voltage cond./screen 1000 V			x			x		x		x		x
Testing voltage cond./screen 2000 V													
Standards and approvals	Burning characteristics acc. to IEC 60332-1-2 and EN 60332-1-2	x	x	x	x	x	x			x	x	x	x
	Burning characteristics: acc. to UL VW-1 and acc. to CSA FT1 and FT2					x	x					x	x
	Burning characteristics: acc. to CSA FT1 and FT2												
	VDE-Reg. no.		x	x	x								
	UL recognized					x	x					x	x
	(UL) listed												
	CSA approved					x	x					x	x
Characteristics	Oil resistance acc. to internal standard	x	x	x	x								
	Oil resistance acc. to DIN VDE							x	x				
	Oil 60 °C acc. to UL					x	x						
	Fuel Oil acc. to CSA												
	Good chemical resistance					x	x	x	x	x	x		
	Impact and Crushing test												
	Machinery Area												
	High mechanical loading capacity			x	x	x	x	x	x	x	x	x	x
Weather resistance									x	x	x	x	

Temperature range:  
 from  
to

\*The temperature range for flexing is mentioned on the particular catalogue page

# FLEXIBLE CONTROL CABLES

also available with blue, red and orange conductors and black or orange jacket

## CC 600 Oil resistant 90°C flexible control cable with black conductors, AWG 20 - AWG 10



Marking for CC 600 02041840: S BRÖCKSKES · D-VIERSEN ·  
40 x 1,0 mm<sup>2</sup> CC 600 18 AWG/40c 02041840 AWM Style 21216 90°C Oil 60°C 600V CSA AWM I/II A/B 90°C F 600V FT1 FT2 CE

A  
7

CC 600 is a multi-conductor, 600 V, 90°C, UL recognized and CSA approved, oil resistant flexible control cable. The reduced outer diameter permits easy handling and installation in confined areas. Our specially designed PVC jacket passes the stringent requirements of the VDE test 0281 part 1 and HD 21.1 oil test providing the best oil resistance available for a PVC jacket. CC 600 control cables are designed for use in all electrical equipment in dry, damp and wet conditions. Recommended applications are machine tools, control systems, assembly lines, CNC machining centers, grinding machines, bottling equipment, data processing equipment and connections between control panels and machines.

### Construction:

<b>Conductor:</b>	bare copper strands acc. to IEC 60228, EN 60228, VDE 0295, class 5
<b>Insulation:</b>	special PVC acc. to DIN VDE and UL/CSA
<b>Color code:</b>	black conductors with consecutive numbers acc. to EN 50334; green-yellow earth wire from 3 conductors
<b>Stranding:</b>	in layers
<b>Jacket material:</b>	special oil resistant PVC acc. to DIN VDE and UL/CSA
<b>Jacket color:</b>	gray

### Outstanding features:

- ▶ UL recognized and CSA approved
- ▶ high mechanical loading capacity
- ▶ oil resistant

### Technical data:

<b>Nominal voltage:</b>	<b>DIN VDE</b> U <sub>0</sub> /U 300/500 V	<b>UL/CSA</b> 600 V
<b>Testing voltage U:</b>	3000 V acc. to DIN VDE 0281 part 2 + HD 21.2	
<b>Min. bending radius</b>		
<i>fixed installation:</i>	< 12 mm = 3 x O.D. > 12 mm = 4 x O.D.	
<i>free movement:</i>	< 12 mm = 5 x O.D. > 12 mm = 6 x O.D.	
<b>Radiation resistance:</b>	8 x 10 <sup>7</sup> cJ/kg	
<b>Temperature range</b>	<b>DIN VDE</b>	<b>UL/CSA:</b> up to +90°C
<i>static:</i>	-40/+70 °C	
<i>flexing:</i>	+5/+70 °C	
<b>Burning characteristics:</b>	flame retardant and self-extinguishing acc. to IEC 60332-1-2 + EN 60332-1-2, UL VW1, CSA FT1 and FT2	
<b>Oil resistance:</b>	very good - TM5 acc. to DIN VDE 0281 part 1 + HD 21.1, Oil 60°C acc. to UL 758, Fuel Oil acc. to CSA-C 22.2 No. 210-05	
<b>Chem. resistance:</b>	see page N/9	
<b>Impact and Crushing test:</b>	in accordance to UL 1277 same requirement for Exposed Run	
<b>Absence of harmful substances:</b>	acc. to RoHS directive of the European Union see page N/28	

item no.	no. of conductors incl. ground	nominal outer-ø inch	mm	cable weight ≈ lbs/mft
<b>▶ 20 AWG (≈ 16/32) • 0.50 mm<sup>2</sup></b>				
02042002	2	0.209	5.3	27
02042003	3	0.220	5.6	32
02042004	4	0.236	6.0	36
02042005	5	0.264	6.7	48
02042007	7	0.283	7.2	58
02042008	8	0.335	8.5	77
02042009	9	0.362	9.2	84
02042010	10	0.370	9.4	85
02042012	12	0.382	9.7	96
02042014	14	0.398	10.1	108
02042016	16	0.429	10.9	126
02042018	18	0.449	11.4	139
02042025	25	0.547	13.9	190
02042030	30	0.563	14.3	218
02042034	34	0.614	15.6	251
02042040	40	0.665	16.9	296
02042041	41	0.665	16.9	287
02042061	61	0.780	19.8	424
<b>▶ 18 AWG (≈ 30/32) • 1.00 mm<sup>2</sup></b>				
02041802	2	0.236	6.0	37
02041803	3	0.252	6.4	46
02041804	4	0.276	7.0	53
02041805	5	0.307	7.8	70
02041807	7	0.335	8.5	87
02041808	8	0.390	9.9	106
02041809	9	0.425	10.8	122
02041810	10	0.433	11.0	125

item no.	no. of conductors incl. ground	nominal outer-ø inch	mm	cable weight ≈ lbs/mft
<b>▶ 18 AWG (≈ 30/32) • 1.00 mm<sup>2</sup></b>				
02041812	12	0.445	11.3	142
02041814	14	0.476	12.1	165
02041815	15	0.500	12.7	180
02041818	18	0.535	13.6	209
02041825	25	0.646	16.4	286
02041830	30	0.669	17.0	331
02041834	34	0.728	18.5	380
02041840	40	0.783	19.9	447
02041841	41	0.783	19.9	434
02041850	50	0.882	22.4	533
02041861	61	0.933	23.7	654
<b>▶ 16 AWG (≈ 27-29/30) • 1.50 mm<sup>2</sup></b>				
02041602	2	0.264	6.7	48
02041603	3	0.280	7.1	58
02041604	4	0.311	7.9	71
02041605	5	0.339	8.6	90
02041607	7	0.378	9.6	116
02041608	8	0.441	11.2	149
02041609	9	0.480	12.2	162
02041610	10	0.488	12.4	167
02041612	12	0.504	12.8	191
02041614	14	0.535	13.6	220
02041615	15	0.563	14.3	229
02041616	16	0.563	14.3	249
02041618	18	0.602	15.3	282
02041625	25	0.728	18.5	386
02041630	30	0.760	19.3	453

item no.	no. of conductors incl. ground	nominal outer-ø inch	mm	cable weight ≈ lbs/mft
<b>▶ 16 AWG (≈ 27-29/30) • 1.50 mm<sup>2</sup></b>				
02041634	34	0.827	21.0	519
02041640	40	0.902	22.9	620
02041641	41	0.902	22.9	597
02041650	50	0.980	24.9	714
02041661	61	1.051	26.7	891
<b>▶ 14 AWG (≈ 46/30) • 2.50 mm<sup>2</sup></b>				
02041402	2	0.319	8.1	73
02041403	3	0.339	8.6	89
02041404	4	0.374	9.5	108
02041405	5	0.417	10.6	141
02041407	7	0.457	11.6	179
02041408	8	0.543	13.8	233
02041409	9	0.587	14.9	267
02041410	10	0.598	15.2	260
02041412	12	0.618	15.7	299
02041418	18	0.736	18.7	440
02041425	25	0.909	23.1	612
<b>▶ 12 AWG (≈ 52/28) • 4.00 mm<sup>2</sup></b>				
02041203	3	0.402	10.2	132
02041204	4	0.445	11.3	161
02041205	5	0.496	12.6	209
02041207	7	0.547	13.9	271
<b>▶ 10 AWG (≈ 78/28) • 6.00 mm<sup>2</sup></b>				
02041003	3	0.476	12.1	193
02041004	4	0.520	13.2	239
02041005	5	0.587	14.9	303

Continued on next page

E-mail: [info@sabcable.com](mailto:info@sabcable.com)



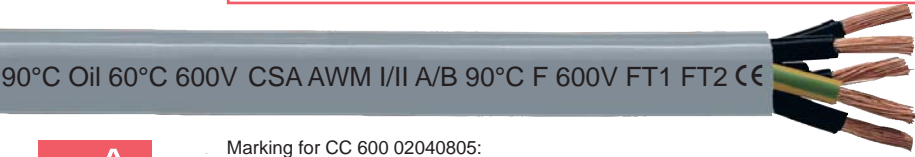
Web site: [www.sabcable.com](http://www.sabcable.com)

also available with blue, red and orange conductors and black or orange jacket

# FLEXIBLE CONTROL CABLES



## CC 600 Oil resistant 90°C flexible control cable with black conductors, AWG 8 - AWG 2



90°C Oil 60°C 600V CSA AWM I/II A/B 90°C F 600V FT1 FT2 CE

A  
8

Marking for CC 600 02040805:

SAB BRÖCKSKES · D-VIERSEN · CC 600 8 AWG/5c 02040805 AWM Style 21216 90°C Oil 60°C 600V CSA AWM I/II A/B 90°C F 600V FT1 FT2 CE

CC 600 is a multi-conductor, 600 V, 90°C, UL recognized and CSA approved, oil resistant flexible control cable. The reduced outer diameter permits easy handling and installation in confined areas. Our specially designed PVC jacket passes the stringent requirements of the VDE test 0281 part 1 and HD 21.1 oil test providing the best oil resistance available for a PVC jacket. CC 600 control cables are designed for use in all electrical equipment in dry, damp and wet conditions. Recommended applications are machine tools, control systems, assembly lines, CNC machining centers, grinding machines, bottling equipment, data processing equipment and connections between control panels and machines.

### Construction:

<b>Conductor:</b>	bare copper strands acc. to UL/CSA
<b>Insulation:</b>	special PVC acc. to DIN VDE and UL/CSA
<b>Color code:</b>	black conductors with consecutive numbers green-yellow earth wire from 3 conductors
<b>Stranding:</b>	in layers
<b>Jacket material:</b>	special oil resistant PVC acc. to DIN VDE and UL/CSA
<b>Jacket color:</b>	gray

### Outstanding features:

- **UL recognized and CSA approved**
- **high mechanical loading capacity**
- **oil resistant**

### Technical data:

<b>Nominal voltage:</b>	<b>DIN VDE</b> U <sub>0</sub> /U 300/500 V	<b>UL/CSA</b> 600 V
<b>Testing voltage U:</b>	3000 V acc. to DIN VDE 0281 part 2 + HD 21.2	
<b>Min. bending radius</b>		
<i>fixed installation:</i>	< 12 mm = 3 x O.D. > 12 mm = 4 x O.D.	
<i>free movement:</i>	< 12 mm = 5 x O.D. > 12 mm = 6 x O.D.	
<b>Radiation resistance:</b>	8 x 10 <sup>7</sup> cJ/kg	
<b>Temperature range</b>	<b>DIN VDE</b>	<b>UL/CSA:</b> up to +90°C
<i>static:</i>	-40/+70 °C	
<i>flexing:</i>	+5/+70 °C	
<b>Burning characteristics:</b>	flame retardant and self-extinguishing acc. to IEC 60332-1-2 + EN 60332-1-2, UL VW1, CSA FT1 and FT2	
<b>Oil resistance:</b>	very good - TM5 acc. to DIN VDE 0281 part 1 + HD 21.1, Oil 60°C acc. to UL 758, Fuel Oil acc. to CSA-C 22.2 No. 210-05	
<b>Chem. resistance:</b>	see page N/9	
<b>Impact and Crushing test:</b>	in accordance to UL 1277 same requirement for Exposed Run	
<b>Absence of harmful substances:</b>	acc. to RoHS directive of the European Union see page N/28	

item no.	no. of conductors incl. ground	nominal outer-ø inch	mm	cable weight ≈ lbs/mft
----------	--------------------------------	----------------------	----	------------------------

➤ **8 AWG (≈ 77/26) • 10.00 mm<sup>2</sup>**

02040804	4	0.669	17.0	381
02040805	5	0.744	18.9	468

➤ **6 AWG (≈ 119/26) • 16.00 mm<sup>2</sup>**

02040604	4	0.823	20.9	516
02040605	5	0.929	23.6	651

➤ **4 AWG (≈ 196/26) • 25.00 mm<sup>2</sup>**

02040404	4	1.008	25.6	911
----------	---	-------	------	-----

➤ **2 AWG (≈ 280/26) • 35.00 mm<sup>2</sup>**

02040204	4	1.197	30.4	1343
----------	---	-------	------	------

Other dimensions and colors are possible on request.

E-mail: [info@sabcable.com](mailto:info@sabcable.com)



Web site: [www.sabcable.com](http://www.sabcable.com)



# FLEXIBLE CONTROL CABLES

also available with black, red and orange conductors and black or orange jacket

## CC 600 blue Oil resistant 90°C flexible control cable with blue conductors, AWG 20 - AWG 10



Marking for CC blue 600 02081840: S BRÖCKSKES · D-VIERSEN ·

40 x 1,0 mm<sup>2</sup> CC 600 18 AWG/40c 02081840 AWM Style 21216 90°C Oil 60°C 600V CSA AWM I/II A/B 90°C F 600V FT1 FT2 CE

CC 600 blue is a multi-conductor, 600 V, 90°C, UL recognized and CSA approved, oil resistant flexible control cable. The reduced outer diameter permits easy handling and installation in confined areas. Our specially designed PVC jacket passes the stringent requirements of the VDE test 0281 part 1 and HD 21.1 oil test providing the best oil resistance available for a PVC jacket. CC 600 blue control cables are designed for use in all electrical equipment in dry, damp and wet conditions. Recommended applications are machine tools, control systems, assembly lines, CNC machining centers, grinding machines, bottling equipment, data processing equipment and connections between control panels and machines.

A  
9

### Construction:

<b>Conductor:</b>	bare copper strands acc. to IEC 60228, EN 60228, VDE 0295, class 5
<b>Insulation:</b>	special PVC acc. to DIN VDE and UL/CSA
<b>Color code:</b>	blue conductors with consecutive numbers acc. to EN 50334; green-yellow earth wire from 3 conductors
<b>Stranding:</b>	in layers
<b>Jacket material:</b>	special oil resistant PVC acc. to DIN VDE and UL/CSA
<b>Jacket color:</b>	gray

### Outstanding features:

- ▶ high mechanical loading capacity
- ▶ oil resistant

### Technical data:

<b>Nominal voltage:</b>	<b>DIN VDE</b> U <sub>0</sub> /U 300/500 V	<b>UL/CSA</b> 600 V
<b>Testing voltage U:</b>	3000 V acc. to DIN VDE 0281 part 2 + HD 21.2	
<b>Min. bending radius</b> <i>fixed installation:</i>	< 12 mm = 3 x O.D. > 12 mm = 4 x O.D.	
<i>free movement:</i>	< 12 mm = 5 x O.D. > 12 mm = 6 x O.D.	
<b>Radiation resistance:</b>	8 x 10 <sup>7</sup> cJ/kg	
<b>Temperature range</b> <i>static:</i>	<b>DIN VDE</b> -40/+70 °C	<b>UL/CSA:</b> up to +90°C
<i>flexing:</i>	+5/+70 °C	
<b>Burning characteristics:</b>	flame retardant and self-extinguishing acc. to IEC 60332-1-2 + EN 60332-1-2, UL VW1, CSA FT1 and FT2	
<b>Oil resistance:</b>	very good - TM5 acc. to DIN VDE 0281 part 1 + HD 21.1, Oil 60°C acc. to UL 758, Fuel Oil acc. to CSA-C 22.2 No. 210-05	
<b>Chem. resistance:</b>	see page N/9	
<b>Impact and Crushing test:</b>	in accordance to UL 1277 same requirement for Exposed Run	
<b>Absence of harmful substances:</b>	acc. to RoHS directive of the European Union see page N/28	

item no.	no. of conductors incl. ground	nominal outer-ø inch	mm	cable weight ≈ lbs/mft	item no.	no. of conductors incl. ground	nominal outer-ø inch	mm	cable weight ≈ lbs/mft	item no.	no. of conductors incl. ground	nominal outer-ø inch	mm	cable weight ≈ lbs/mft
<b>▶ 20 AWG (≈ 16/32) • 0.50 mm<sup>2</sup></b>					<b>▶ 18 AWG (≈ 30/32) • 1.00 mm<sup>2</sup></b>					<b>▶ 16 AWG (≈ 27-29/30) • 1.50 mm<sup>2</sup></b>				
02082002	2	0.209	5.3	27	02081812	12	0.445	11.3	142	02081634	34	0.827	21.0	519
02082003	3	0.220	5.6	32	02081814	14	0.476	12.1	165	02081640	40	0.902	22.9	620
02082004	4	0.236	6.0	36	02081815	15	0.500	12.7	180	02081641	41	0.902	22.9	597
02082005	5	0.264	6.7	48	02081818	18	0.535	13.6	209	02081650	50	0.980	24.9	714
02082007	7	0.283	7.2	58	02081825	25	0.646	16.4	286	02081661	61	1.051	26.7	891
02082008	8	0.335	8.5	77	02081830	30	0.669	17.0	331	<b>▶ 14 AWG (≈ 46/30) • 2.50 mm<sup>2</sup></b>				
02082009	9	0.362	9.2	84	02081834	34	0.728	18.5	380	02081402	2	0.319	8.1	73
02082010	10	0.370	9.4	85	02081840	40	0.783	19.9	447	02081403	3	0.339	8.6	89
02082012	12	0.382	9.7	96	02081841	41	0.783	19.9	434	02081404	4	0.374	9.5	108
02082014	14	0.398	10.1	108	02081850	50	0.882	22.4	533	02081405	5	0.417	10.6	141
02082016	16	0.429	10.9	126	02081861	61	0.933	23.7	654	02081407	7	0.457	11.6	179
02082018	18	0.449	11.4	139	<b>▶ 16 AWG (≈ 27-29/30) • 1.50 mm<sup>2</sup></b>					02081408	8	0.543	13.8	233
02082025	25	0.547	13.9	190	02081602	2	0.264	6.7	48	02081409	9	0.587	14.9	267
02082030	30	0.563	14.3	218	02081603	3	0.280	7.1	58	02081410	10	0.598	15.2	260
02082034	34	0.614	15.6	251	02081604	4	0.311	7.9	71	02081412	12	0.618	15.7	299
02082040	40	0.665	16.9	296	02081605	5	0.339	8.6	90	02081418	18	0.736	18.7	440
02082041	41	0.665	16.9	287	02081607	7	0.378	9.6	116	02081425	25	0.909	23.1	612
02082061	61	0.780	19.8	424	02081608	8	0.441	11.2	149	<b>▶ 12 AWG (≈ 52/28) • 4.00 mm<sup>2</sup></b>				
<b>▶ 18 AWG (≈ 30/32) • 1.00 mm<sup>2</sup></b>					02081609	9	0.480	12.2	162	02081203	3	0.402	10.2	132
02081802	2	0.236	6.0	37	02081610	10	0.488	12.4	167	02081204	4	0.445	11.3	161
02081803	3	0.252	6.4	46	02081612	12	0.504	12.8	191	02081205	5	0.496	12.6	209
02081804	4	0.276	7.0	53	02081614	14	0.535	13.6	220	02081207	7	0.547	13.9	271
02081805	5	0.307	7.8	70	02081615	15	0.563	14.3	229	<b>▶ 10 AWG (≈ 78/28) • 6.00 mm<sup>2</sup></b>				
02081807	7	0.335	8.5	87	02081616	16	0.563	14.3	249	02081003	3	0.476	12.1	193
02081808	8	0.390	9.9	106	02081618	18	0.602	15.3	282	02081004	4	0.520	13.2	239
02081809	9	0.425	10.8	122	02081625	25	0.728	18.5	386	02081005	5	0.587	14.9	303
02081810	10	0.433	11.0	125	02081630	30	0.760	19.3	453					

Continued on next page

E-mail: [info@sabcable.com](mailto:info@sabcable.com)



Web site: [www.sabcable.com](http://www.sabcable.com)

also available with black, red and orange conductors and black or orange jacket

# FLEXIBLE CONTROL CABLES



## CC 600 blue Oil resistant 90°C flexible control cable with blue conductors, AWG 8 - AWG 2



A  
10

Marking for CC 600 blue 02080805:

SAB BRÖCKSKES · D-VIERSEN · CC 600 8 AWG/5c 02080805 AWM Style 21216 90°C Oil 60°C 600V CSA AWM I/II A/B 90°C F 600V FT1 FT2 CE

CC 600 blue is a multi-conductor, 600 V, 90°C, UL recognized and CSA approved, oil resistant flexible control cable. The reduced outer diameter permits easy handling and installation in confined areas. Our specially designed PVC jacket passes the stringent requirements of the VDE test 0281 part 1 and HD 21.1 oil test providing the best oil resistance available for a PVC jacket. CC 600 blue control cables are designed for use in all electrical equipment in dry, damp and wet conditions. Recommended applications are machine tools, control systems, assembly lines, CNC machining centers, grinding machines, bottling equipment, data processing equipment and connections between control panels and machines.

### Construction:

<b>Conductor:</b>	bare copper strands acc. to UL/CSA
<b>Insulation:</b>	special PVC acc. to DIN VDE and UL/CSA
<b>Color code:</b>	blue conductors with consecutive numbers green-yellow earth wire from 3 conductors
<b>Stranding:</b>	in layers
<b>Jacket material:</b>	special oil resistant PVC acc. to DIN VDE and UL/CSA
<b>Jacket color:</b>	gray

### Outstanding features:

- **UL recognized and CSA approved**
- **high mechanical loading capacity**
- **oil resistant**

### Technical data:

<b>Nominal voltage:</b>	<b>DIN VDE</b> U <sub>0</sub> /U 300/500 V	<b>UL/CSA</b> 600 V
<b>Testing voltage U:</b>	3000 V acc. to DIN VDE 0281 part 2 + HD 21.2	
<b>Min. bending radius</b>		
<i>fixed installation:</i>	< 12 mm = 3 x O.D. > 12 mm = 4 x O.D.	
<i>free movement:</i>	< 12 mm = 5 x O.D. > 12 mm = 6 x O.D.	
<b>Radiation resistance:</b>	8 x 10 <sup>7</sup> cJ/kg	
<b>Temperature range</b>	<b>DIN VDE</b> -40/+70 °C	<b>UL/CSA:</b> up to +90°C
<i>static:</i>		
<i>flexing:</i>	+5/+70 °C	
<b>Burning characteristics:</b>	flame retardant and self-extinguishing acc. to IEC 60332-1-2 + EN 60332-1-2, UL VW1, CSA FT1 and FT2	
<b>Oil resistance:</b>	very good - TM5 acc. to DIN VDE 0281 part 1 + HD 21.1, Oil 60°C acc. to UL 758, Fuel Oil acc. to CSA-C 22.2 No. 210-05	
<b>Chem. resistance:</b>	see page N/9	
<b>Impact and Crushing test:</b>	in accordance to UL 1277 same requirement for Exposed Run	
<b>Absence of harmful substances:</b>	acc. to RoHS directive of the European Union see page N/28	

item no.	no. of conductors incl. ground	nominal outer-ø inch	mm	cable weight ≈ lbs/mft
----------	--------------------------------	----------------------	----	------------------------

➤ **8 AWG (≈ 77/26) • 10.00 mm<sup>2</sup>**

02080804	4	0.669	17.0	381
02080805	5	0.744	18.9	468

➤ **6 AWG (≈ 119/26) • 16.00 mm<sup>2</sup>**

02080604	4	0.823	20.9	516
02080605	5	0.929	23.6	651

➤ **4 AWG (≈ 196/26) • 25.00 mm<sup>2</sup>**

02080404	4	1.008	25.6	911
----------	---	-------	------	-----

➤ **2 AWG (≈ 280/26) • 35.00 mm<sup>2</sup>**

02080204	4	1.197	30.4	1343
----------	---	-------	------	------

Other dimensions and colors are possible on request.


E-mail: [info@sabcable.com](mailto:info@sabcable.com)



Web site: [www.sabcable.com](http://www.sabcable.com)

# FLEXIBLE CONTROL CABLES

## CC 600 CY Lean Oil resistant 90°C flexible shielded control cable, AWG 20 - AWG 10



Marking for CC CC 600 CY Lean 32381804: SAB BRÖCKSKES · D-VIERSEN ·  
4 x 1,0 mm<sup>2</sup> CC 600 CY Lean 18 AWG/4c 32381804 VDE-Reg.-Nr. 7000 AWM Style 12126 90°C Oil 60°C 600V CSA AWM I/II A/B 90° 600V FT1 FT2 CE

CC 600 CY Lean is a multi-conductor, 600 V, 90°C, UL recognized, CSA and VDE approved, oil resistant flexible shielded control cable. The reduced outer diameter permits easy handling and installation in confined areas. Our special designed PVC jacket passes the stringent requirements of the VDE test 0281 part 1 and HD 21.1 oil test providing the best oil resistance available for a PVC jacket. An overall tinned copper braid is recommended whenever electrical interference distorts signal transmission, or when EMI emissions need to be suppressed. CC 600 CY Lean control cables are designed for use in all electrical equipment in dry, damp and wet conditions. Recommended applications are machine tools, control systems, assembly lines, CNC machining centers, grinding machines, bottling equipment, data processing equipment and connections between control panels and machines.

A  
11

### Construction:

<b>Conductor:</b>	bare copper strands acc. to IEC 60228, EN 60228, VDE 0295, class 5
<b>Insulation:</b>	special PVC acc. to DIN VDE and UL/CSA
<b>Color code:</b>	black conductors with consecutive numbers acc. to EN 50334; green-yellow earth wire from 3 conductors
<b>Stranding:</b>	in layers
<b>Screen:</b>	tinned copper braiding
<b>Jacket material:</b>	special oil resistant PVC acc. to DIN VDE and UL/CSA
<b>Jacket color:</b>	gray

### Outstanding features:

- ▶ **UL recognized and CSA approved**
- ▶ **good EMC characteristics**
- ▶ **reduced outer diameter**
- ▶ **small bending radius**
- ▶ **high mechanical loading capacity**
- ▶ **oil resistant**

### Technical data:

<b>Nominal voltage:</b>	<b>DIN VDE</b> U <sub>0</sub> /U 300/500 V	<b>UL/CSA</b> 600 V
<b>Testing voltage U:</b>	3000 V acc. to DIN VDE 0281 part 2 + HD 21.2; conductor/screen 1000 V	
<b>Min. bending radius</b>		
<i>fixed installation:</i>	5 x O.D.	
<i>free movement:</i>	10 x O.D.	
<b>Radiation resistance:</b>	5 x 10 <sup>7</sup> cJ/kg	
<b>Temperature range</b>	<b>DIN VDE</b>	<b>UL/CSA:</b> up to +90 °C
<i>static:</i>	-40/+70 °C	
<i>flexing:</i>	+5/+70 °C	
<b>Burning characteristics:</b>	flame retardant and self-extinguishing acc. to IEC 60332-1-2 + EN 60332-1-2, UL VW-1, CSA FT1 and FT2	
<b>Oil resistance:</b>	very good - PVC, TM5 acc. to DIN VDE 0281 part 1 + HD 21.1	
<b>Absence of harmful substances:</b>	acc. to RoHS directive of the European Union see page N/28	

item no.	no. of conductors incl. ground	nominal outer-ø inch	mm	cable weight ≈ lbs/mft
<b>▶ 20 AWG (≈ 16/32) • 0.50 mm<sup>2</sup></b>				
32382002	2	0.228	5.8	30
32382003	3	0.244	6.2	36
32382004	4	0.260	6.6	44
32382005	5	0.283	7.2	52
32382007	7	0.311	7.9	65
32382012	12	0.402	10.2	103
32382025	25	0.591	15.0	223
<b>▶ 19 AWG (≈ 23/32) • 0.75 mm<sup>2</sup></b>				
32381902	2	0.252	6.4	35
32381903	3	0.264	6.7	43
32381904	4	0.283	7.2	52
32381905	5	0.315	8.0	64
32381907	7	0.343	8.7	82
32381912	12	0.457	11.6	138
32381918	18	0.534	13.8	196
32381925	25	0.657	16.7	277

item no.	no. of conductors incl. ground	nominal outer-ø inch	mm	cable weight ≈ lbs/mft
<b>▶ 18 AWG (≈ 30/32) • 1.00 mm<sup>2</sup></b>				
32381802	2	0.260	6.6	39
32381803	3	0.272	6.9	49
32381804	4	0.303	7.7	61
32381805	5	0.327	8.3	73
32381807	7	0.362	9.2	97
32381812	12	0.480	12.2	161
32381818	18	0.571	14.5	243
32381825	25	0.681	17.3	321
<b>▶ 16 AWG (≈ 27-29/30) • 1.50 mm<sup>2</sup></b>				
32381602	2	0.283	7.2	50
32381603	3	0.307	7.8	65
32381604	4	0.331	8.4	77
32381605	5	0.366	9.3	94
32381607	7	0.398	10.1	119
32381612	12	0.539	13.7	209
32381618	18	0.646	16.4	322
32381622	22	0.709	18.0	387
32381625	25	0.772	19.6	426

item no.	no. of conductors incl. ground	nominal outer-ø inch	mm	cable weight ≈ lbs/mft
<b>▶ 14 AWG (≈ 46/30) • 2.50 mm<sup>2</sup></b>				
32381403	3	0.366	9.3	91
32381404	4	0.394	10.0	113
32381405	5	0.445	11.3	147
32381407	7	0.492	12.5	191
32381412	12	0.661	16.8	327
32381418	18	0.780	19.8	471
32381425	25	0.945	24.0	662
<b>▶ 12 AWG (≈ 52/28) • 4.00 mm<sup>2</sup></b>				
32381203	3	0.433	11.0	138
32381204	4	0.476	12.1	175
32381205	5	0.528	13.4	214
32381207	7	0.587	14.9	288
<b>▶ 10 AWG (≈ 78/28) • 6.00 mm<sup>2</sup></b>				
32381003	3	0.500	12.7	190
32381004	4	0.547	13.9	240
32381005	5	0.618	15.7	311

Continued on next page

E-mail: [info@sabcable.com](mailto:info@sabcable.com)




Web site: [www.sabcable.com](http://www.sabcable.com)

# FLEXIBLE CONTROL CABLES



## CC 600 CY Lean Oil resistant 90°C flexible shielded control cable, AWG 8 - AWG 2

1216 90°C Oil 60°C 600V CSA AWM I/II A/B 90° 600V FT1 FT2 CE



**A**  
**12**

Marking for CC 600 CY Lean 32380804: SAB BRÖCKSKES · D-VIERSEN ·

CC 600 CY Lean 8 AWG/4c 32380804 AWM Style 21216 90°C Oil 60°C 600V CSA AWM I/II A/B 90° 600V FT1 FT2 CE

CC 600 CY Lean is a multi-conductor, 600 V, 90°C, UL recognized and CSA approved, oil resistant flexible shielded control cable. The reduced outer diameter permits easy handling and installation in confined areas. Our special designed PVC jacket passes the stringent requirements of the VDE test 0281 part 1 and HD 21.1 oil test providing the best oil resistance available for a PVC jacket. An overall tinned copper braid is recommended whenever electrical interference distorts signal transmission, or when EMI emissions need to be suppressed. CC 600 CY Lean control cables are designed for use in all electrical equipment in dry, damp and wet conditions. Recommended applications are machine tools, control systems, assembly lines, CNC machining centers, grinding machines, bottling equipment, data processing equipment and connections between control panels and machines.

### Construction:

<b>Conductor:</b>	bare copper strands acc. to UL/CSA
<b>Insulation:</b>	special PVC acc. to DIN VDE and UL/CSA
<b>Color code:</b>	black conductors with consecutive numbers acc. to EN 50334; green-yellow earth wire from 3 conductors
<b>Stranding:</b>	in layers
<b>Screen:</b>	tinned copper braiding
<b>Jacket material:</b>	special oil resistant PVC acc. to DIN VDE and UL/CSA
<b>Jacket color:</b>	gray

### Outstanding features:

- ▶ **UL recognized and CSA approved**
- ▶ **good EMC characteristics**
- ▶ **reduced outer diameter**
- ▶ **small bending radius**
- ▶ **high mechanical loading capacity**
- ▶ **oil resistant**

### Technical data:

<b>Nominal voltage:</b>	<b>DIN VDE</b> Uo/U 300/500 V	<b>UL/CSA</b> 600 V
<b>Testing voltage U:</b>	3000 V acc. to DIN VDE 0281 part 2 + HD 21.2; conductor/screen 1000 V	
<b>Min. bending radius</b>		
<i>fixed installation:</i>	5 x O.D.	
<i>free movement:</i>	10 x O.D.	
<b>Radiation resistance:</b>	5 x 10 <sup>7</sup> cJ/kg	
<b>Temperature range</b>	<b>DIN VDE</b>	<b>UL/CSA:</b> up to +90 °C
<i>static:</i>	-40/+70 °C	
<i>flexing:</i>	+5/+70 °C	
<b>Burning characteristics:</b>	flame retardant and self-extinguishing acc. to IEC 60332-1-2 + EN 60332-1-2, UL VW-1, CSA FT1 and FT2	
<b>Oil resistance:</b>	very good - PVC, TM5 acc. to DIN VDE 0281 part 1 + HD 21.1	
<b>Absence of harmful substances:</b>	acc. to RoHS directive of the European Union see page N/28	

item no.	no. of conductors incl. ground	nominal outer-ø inch	mm	cable weight ≈ lbs/mft
----------	--------------------------------	----------------------	----	------------------------

▶ <b>8 AWG (≈ 77/26) • 10.00 mm<sup>2</sup></b>				
32380804	4	0.732	18.6	435
▶ <b>6 AWG (≈ 119/26) • 16.00 mm<sup>2</sup></b>				
32380604	4	0.898	22.8	636
▶ <b>4 AWG (≈ 196/26) • 25.00 mm<sup>2</sup></b>				
32380404	4	1.087	27.6	982

Other dimensions and colors are possible on request.

E-mail: [info@sabcable.com](mailto:info@sabcable.com)



Web site: [www.sabcable.com](http://www.sabcable.com)

# FLEXIBLE CONTROL CABLES

also available with blue, red and orange conductors and black or orange jacket

## CC 600 CY Oil resistant 90°C flexible shielded control cable, AWG 20 - AWG 10



Marking for CC 600 CY 02591804: SAB BRÖCKSKES · D-VIERSEN ·  
4 x 1,0 mm<sup>2</sup> CC 600 CY 18 AWG/4c 02591804 AWM Style 21216 90°C Oil 60°C 600V CSA AWM I/II A/B 90°C F 600V FT1 FT2 CE

CC 600 CY is a multi-conductor, 600 V, 90°C, UL recognized and CSA approved, oil resistant flexible shielded control cable. The reduced outer diameter permits easy handling and installation in confined areas. Our special designed PVC jacket passes the stringent requirements of the VDE test 0281 part 1 and HD 21.1 oil test providing the best oil resistance available for a PVC jacket. An overall tinned copper braid is recommended whenever electrical interference distorts signal transmission, or when EMI emissions need to be suppressed. CC 600 CY control cables are designed for use in all electrical equipment in dry, damp and wet conditions. Recommended applications are machine tools, control systems, assembly lines, CNC machining centers, grinding machines, bottling equipment, data processing equipment and connections between control panels and machines.

A  
13

### Construction:

<b>Conductor:</b>	bare copper strands acc. to IEC 60228, EN 60228, VDE 0295, class 5
<b>Insulation:</b>	special PVC acc. to DIN VDE and UL/CSA
<b>Color code:</b>	black conductors with consecutive numbers acc. to EN 50334; green-yellow earth wire from 3 conductors
<b>Stranding:</b>	in layers
<b>Inner jacket:</b>	special PVC acc. to DIN VDE and UL/CSA
<b>Screen:</b>	tinned copper braiding
<b>Jacket material:</b>	special oil resistant PVC acc. to DIN VDE and UL/CSA
<b>Jacket color:</b>	gray

### Outstanding features:

- ▶ UL recognized and CSA approved
- ▶ high mechanical loading capacity
- ▶ oil resistant

### Technical data:

<b>Nominal voltage:</b>	<b>DIN VDE</b> U <sub>0</sub> /U 300/500 V	<b>UL/CSA</b> 600 V
<b>Testing voltage U:</b>	3000 V acc. to DIN VDE 0281 part 2 + HD 21.2; conductor/screen 1000 V	
<b>Min. bending radius</b>		
<i>fixed installation:</i>	5 x O.D.	
<i>free movement:</i>	10 x O.D.	
<b>Radiation resistance:</b>	5 x 10 <sup>7</sup> cJ/kg	
<b>Temperature range</b>	<b>DIN VDE</b>	<b>UL/CSA:</b> up to +90 °C
<i>static:</i>	-40/+70 °C	
<i>flexing:</i>	+5/+70 °C	
<b>Burning characteristics:</b>	flame retardant and self-extinguishing acc. to IEC 60332-1-2 + EN 60332-1-2, UL VW-1, CSA FT1 and FT2	
<b>Oil resistance:</b>	very good - PVC, TM5 acc. to DIN VDE 0281 part 1 + HD 21.1, Oil 60 °C acc. to UL 758, Fuel Oil acc. to CSA-C 22.2 No. 210-05	
<b>Absence of harmful substances:</b>	acc. to RoHS directive of the European Union see page N/28	

item no.	no. of conductors incl. ground	nominal outer-ø inch	mm	cable weight ≈ lbs/mft	item no.	no. of conductors incl. ground	nominal outer-ø inch	mm	cable weight ≈ lbs/mft	item no.	no. of conductors incl. ground	nominal outer-ø inch	mm	cable weight ≈ lbs/mft
<b>▶ 20 AWG (≈ 16/32) • 0.50 mm<sup>2</sup></b>					<b>▶ 18 AWG (≈ 30/32) • 1.00 mm<sup>2</sup></b>					<b>▶ 14 AWG (≈ 46/30) • 2.50 mm<sup>2</sup></b>				
02592002	2	0.295	7.5	56	02591802	2	0.331	8.4	73	02591403	3	0.441	11.2	142
02592003	3	0.319	8.1	67	02591803	3	0.343	8.7	82	02591404	4	0.465	11.8	165
02592004	4	0.335	8.5	76	02591804	4	0.366	9.3	94	02591405	5	0.512	13.0	198
02592007	7	0.386	9.8	102	02591805	5	0.402	10.2	116	02591407	7	0.567	14.4	252
02592009	9	0.465	11.8	142	02591807	7	0.429	10.9	136	02591409	9	0.709	18.0	388
02592012	12	0.476	12.1	151	02591809	9	0.535	13.6	195	02591412	12	0.744	18.9	413
02592025	25	0.657	16.7	282	02591812	12	0.539	13.7	203	02591418	18	0.874	22.2	585
<b>▶ 19 AWG (≈ 23/32) • 0.75 mm<sup>2</sup></b>					<b>▶ 16 AWG (≈ 27-29/30) • 1.50 mm<sup>2</sup></b>					<b>▶ 12 AWG (≈ 52/28) • 4.00 mm<sup>2</sup></b>				
02591902	2	0.319	8.1	65	02591602	2	0.350	8.9	83	02591203	3	0.512	13.0	196
02591903	3	0.335	8.5	76	02591603	3	0.382	9.7	102	02591204	4	0.555	14.1	239
02591904	4	0.358	9.1	87	02591604	4	0.406	10.3	121	02591205	5	0.606	15.4	286
02591905	5	0.382	9.7	100	02591605	5	0.433	11.0	139	02591207	7	0.665	16.9	368
02591907	7	0.417	10.6	123	02591607	7	0.472	12.0	170	<b>▶ 10 AWG (≈ 78/28) • 6.00 mm<sup>2</sup></b>				
02591909	9	0.512	13.0	172	02591609	9	0.551	14.0	236	02591003	3	0.587	14.9	267
02591912	12	0.520	13.2	179	02591612	12	0.606	15.4	265	02591004	4	0.630	16.0	318
02591918	18	0.602	15.3	247	02591618	18	0.713	18.1	381	02591005	5	0.705	17.9	399
02591925	25	0.724	18.4	340	02591625	25	0.850	21.6	516	Continued on next page				

also available  
with blue, red and  
orange conductors and  
black or orange jacket

# FLEXIBLE CONTROL CABLES



## CC 600 CY Oil resistant 90°C flexible shielded control cable, AWG 8 - AWG 2

Oil 60°C 600V CSA AWM I/II A/B 90°C F 600V FT1 FT2 CE



A  
14

Marking for CC 600 CY 02591804: SAB BRÖCKSKES · D-VIERSEN ·

CC 600 CY 8 AWG/4c 02591804 UL AWM Style 21216 90°C Oil 60°C 600V CSA AWM I/II A/B 90°C F 600V FT1 FT2 CE

CC 600 CY is a multi-conductor, 600 V, 90°C, UL recognized and CSA approved, oil resistant flexible shielded control cable. The reduced outer diameter permits easy handling and installation in confined areas. Our special designed PVC jacket passes the stringent requirements of the VDE test 0281 part 1 and HD 21.1 oil test providing the best oil resistance available for a PVC jacket. An overall tinned copper braid is recommended whenever electrical interference distorts signal transmission, or when EMI emissions need to be suppressed. CC 600 CY control cables are designed for use in all electrical equipment in dry, damp and wet conditions. Recommended applications are machine tools, control systems, assembly lines, CNC machining centers, grinding machines, bottling equipment, data processing equipment and connections between control panels and machines.

### Construction:

<b>Conductor:</b>	bare copper strands acc. to UL/CSA
<b>Insulation:</b>	special PVC acc. to DIN VDE and UL/CSA
<b>Color code:</b>	black conductors with consecutive numbers green-yellow earth wire from 3 conductors
<b>Stranding:</b>	in layers
<b>Inner jacket:</b>	special PVC acc. to DIN VDE and UL/CSA
<b>Screen:</b>	tinned copper braiding
<b>Jacket material:</b>	special oil resistant PVC acc. to DIN VDE and UL/CSA
<b>Jacket color:</b>	gray

### Outstanding features:

- ▶ **UL recognized and CSA approved**
- ▶ **high mechanical loading capacity**
- ▶ **oil resistant**

### Technical data:

<b>Nominal voltage:</b>	<b>DIN VDE</b> Uo/U 300/500 V	<b>UL/CSA</b> 600 V
<b>Testing voltage U:</b>	3000 V acc. to DIN VDE 0281 part 2 + HD 21.2; conductor/screen 1000 V	
<b>Min. bending radius</b>		
<i>fixed installation:</i>	5 x O.D.	
<i>free movement:</i>	10 x O.D.	
<b>Radiation resistance:</b>	5 x 10 <sup>7</sup> cJ/kg	
<b>Temperature range</b>	<b>DIN VDE</b>	<b>UL/CSA:</b> up to +90 °C
<i>static:</i>	-40/+70 °C	
<i>flexing:</i>	+5/+70 °C	
<b>Burning characteristics:</b>	flame retardant and self-extinguishing acc. to IEC 60332-1-2 + EN 60332-1-2, UL VW-1, CSA FT1 and FT2	
<b>Oil resistance:</b>	very good - PVC, TM5 acc. to DIN VDE 0281 part 1 + HD 21.1, Oil 60 °C acc. to UL 758, Fuel Oil acc. to CSA-C 22.2 No. 210-05	
<b>Absence of harmful substances:</b>	acc. to RoHS directive of the European Union see page N/28	

item no.	no. of conductors incl. ground	nominal outer-ø inch	mm	cable weight ≈ lbs/mft
----------	--------------------------------------	-------------------------	----	------------------------------

▶ <b>8 AWG (≈ 77/26) • 10.00 mm<sup>2</sup></b>				
02590804	4	0.827	21.0	551
▶ <b>6 AWG (≈ 119/26) • 16.00 mm<sup>2</sup></b>				
02590604	4	0.988	25.1	797
▶ <b>4 AWG (≈ 196/26) • 25.00 mm<sup>2</sup></b>				
02590404	4	1.185	30.1	1208
▶ <b>2 AWG (≈ 280/26) • 35.00 mm<sup>2</sup></b>				
02590204	4	1.354	34.4	1613

Other dimensions and colors are possible on request.

E-mail: [info@sabcable.com](mailto:info@sabcable.com)



Web site: [www.sabcable.com](http://www.sabcable.com)

# FLEXIBLE CONTROL CABLES

also available with blue, red and orange conductors and black or orange jacket

## CC 600 T Oil resistant 105°C flexible control cable, AWG 20 - AWG 10



Marking for CC 600 T 02581840: SAB BRÖCKSKES · D-VIERSEN · 40 x 1,0 mm<sup>2</sup> CC 600 T 18 AWG/40c 02581840 AWM Style 2586 105°C 600V CSA AWM I/II A/B 105°C 600V FT1 FT2 CE

A  
15

CC 600 T is a multi-conductor, 600 V, 105°C, UL recognized and CSA approved, flexible control cable. The reduced outer diameter permits easy handling and installation in confined areas. CC 600 T control cables are designed for use in all electrical equipment in dry, damp and wet conditions. Recommended applications are machine tools, control systems, assembly lines, CNC machining centers, grinding machines, bottling equipment, data processing equipment and connections between control panels and machines.

### Construction:

<b>Conductor:</b>	bare copper strands acc. to IEC 60228, EN 60228, VDE 0295, class 5
<b>Insulation:</b>	special heat resistant PVC
<b>Color code:</b>	black conductors with consecutive numbers acc. to EN 50334; green-yellow earth wire from 3 conductors
<b>Stranding:</b>	in layers
<b>Jacket material:</b>	special heat resistant PVC
<b>Jacket color:</b>	gray

### Outstanding features:

- ▶ **UL recognized and CSA approved**
- ▶ **Temperature range up to + 105°C**

### Technical data:

<b>Nominal voltage:</b>	<b>DIN VDE</b> U <sub>0</sub> /U 300/500 V	<b>UL/CSA</b> 600 V
<b>Testing voltage U:</b>	3000 V acc. to DIN VDE 0281 part 2 + HD 21.2	
<b>Min. bending radius</b> <i>fixed installation:</i>	< 12 mm = 3 x O.D. > 12 mm = 4 x O.D.	
<i>free movement:</i>	< 12 mm = 5 x O.D. > 12 mm = 6 x O.D.	
<b>Radiation resistance:</b>	8 x 10 <sup>7</sup> cJ/kg	
<b>Temperature range</b> <i>static:</i> <i>flexing:</i> <i>short-time use:</i>	<b>DIN VDE</b> -40/+90 °C +5/+90 °C +105 °C	<b>UL/CSA:</b> up to +105°C
<b>Burning characteristics:</b>	flame retardant and self-extinguishing acc. to IEC 60332-1-2 + EN 60332-1-2, UL VW-1, CSA FT1 and FT2	
<b>Oil resistance:</b>	acc. to internal standard, see page N/27	
<b>Absence of harmful substances:</b>	acc. to RoHS directive of the European Union see page N/28	

item no.	no. of conductors incl. ground	nominal outer-ø inch	mm	cable weight ≈ lbs/mft
<b>▶ 20 AWG (≈ 16/32) • 0.50 mm<sup>2</sup></b>				
02582002	2	0.205	5.2	26
02582003	3	0.220	5.6	31
02582004	4	0.236	6.0	37
02582005	5	0.264	6.7	47
02582007	7	0.287	7.3	58
02582008	8	0.339	8.6	69
02582009	9	0.362	9.2	78
02582010	10	0.370	9.4	83
02582012	12	0.382	9.7	94
02582014	14	0.402	10.2	107
02582016	16	0.429	10.9	123
02582018	18	0.453	11.5	138
02582025	25	0.547	13.9	185
02582030	30	0.567	14.4	214
02582034	34	0.618	15.7	247
02582040	40	0.665	16.9	289
02582061	61	0.780	19.8	413
<b>▶ 19 AWG (≈ 23/32) • 0.75 mm<sup>2</sup></b>				
02581903	3	0.244	6.2	40
02581904	4	0.260	6.6	45
02581905	5	0.291	7.4	59
02581907	7	0.323	8.2	75
02581908	8	0.378	9.6	97
02581909	9	0.402	10.2	96
02581910	10	0.417	10.6	108
02581912	12	0.429	10.9	123
02581914	14	0.453	11.5	140
02581916	16	0.480	12.2	160
02581918	18	0.512	13.0	180
02581925	25	0.618	15.7	242
02581930	30	0.638	16.2	279
02581934	34	0.701	17.8	324
02581940	40	0.752	19.1	379
02581961	61	0.898	22.8	555

item no.	no. of conductors incl. ground	nominal outer-ø inch	mm	cable weight ≈ lbs/mft
<b>▶ 18 AWG (≈ 30/32) • 1.00 mm<sup>2</sup></b>				
02581802	2	0.236	6.0	37
02581803	3	0.252	6.4	45
02581804	4	0.272	6.9	52
02581805	5	0.307	7.8	70
02581807	7	0.339	8.6	88
02581808	8	0.394	10.0	103
02581809	9	0.417	10.6	111
02581810	10	0.433	11.0	125
02581812	12	0.449	11.4	144
02581814	14	0.476	12.1	165
02581818	18	0.535	13.6	212
02581825	25	0.657	16.7	286
02581830	30	0.673	17.1	333
02581834	34	0.732	18.6	383
02581840	40	0.787	20.0	450
02581861	61	0.933	23.7	654
<b>▶ 16 AWG (≈ 27-29/30) • 1.50 mm<sup>2</sup></b>				
02581602	2	0.260	6.6	46
02581603	3	0.280	7.1	58
02581604	4	0.303	7.7	69
02581605	5	0.343	8.7	91
02581607	7	0.378	9.6	116
02581608	8	0.433	11.0	136
02581609	9	0.472	12.0	148
02581610	10	0.488	12.4	166
02581612	12	0.508	12.9	193
02581614	14	0.535	13.6	220
02581616	16	0.567	14.4	251
02581618	18	0.602	15.3	282

item no.	no. of conductors incl. ground	nominal outer-ø inch	mm	cable weight ≈ lbs/mft
<b>▶ 16 AWG (≈ 27-29/30) • 1.50 mm<sup>2</sup></b>				
02581625	25	0.732	18.6	389
02581630	30	0.760	19.3	453
02581634	34	0.827	21.0	519
02581640	40	0.902	22.9	620
02581661	61	1.051	26.7	891
<b>▶ 14 AWG (≈ 46/30) • 2.50 mm<sup>2</sup></b>				
02581402	2	0.319	8.1	72
02581403	3	0.339	8.7	91
02581404	4	0.366	9.3	106
02581405	5	0.417	10.6	141
02581407	7	0.457	11.7	180
02581408	8	0.543	13.8	214
02581409	9	0.579	14.7	231
02581410	10	0.598	15.2	260
02581412	12	0.618	15.8	301
02581418	18	0.736	18.8	444
02581425	25	0.909	23.1	612
<b>▶ 12 AWG (≈ 52/28) • 4.00 mm<sup>2</sup></b>				
02581203	3	0.402	10.8	143
02581204	4	0.437	11.1	157
02581205	5	0.496	13.2	222
02581207	7	0.547	15.5	294
<b>▶ 10 AWG (≈ 78/28) • 6.00 mm<sup>2</sup></b>				
02581003	3	0.476	12.1	193
02581004	4	0.520	13.3	241
02581005	5	0.587	14.9	303

Continued on next page.

E-mail: [info@sabcable.com](mailto:info@sabcable.com)



Web site: [www.sabcable.com](http://www.sabcable.com)


also available with blue, red and orange conductors and black or orange jacket

# FLEXIBLE CONTROL CABLES



## CC 600 T Oil resistant 105°C flexible control cable, AWG 8 - AWG 2

Style 2586 105°C 600V CSA AWM I/II A/B 105°C 600V FT1 FT2 CE



A  
16

Marking for CC 600 T 02580805: SAB BRÖCKSKES · D-VIERSEN ·  
CC 600 T 8 AWG/5c AWM Style 2586 105°C 600V CSA AWM I/II A/B 105°C 600V FT1 FT2 CE

CC 600 T is a multi-conductor, 600 V, 105°C, UL recognized and CSA approved, flexible control cable. The reduced outer diameter permits easy handling and installation in confined areas. CC 600 T control cables are designed for use in all electrical equipment in dry, damp and wet conditions. Recommended applications are machine tools, control systems, assembly lines, CNC machining centers, grinding machines, bottling equipment, data processing equipment and connections between control panels and machines.

### Construction:

<b>Conductor:</b>	bare copper strands acc. to UL/CSA
<b>Insulation:</b>	special heat resistant PVC
<b>Color code:</b>	black conductors with consecutive numbers acc. to EN 50334; green-yellow earth wire from 3 conductors
<b>Stranding:</b>	in layers
<b>Jacket material:</b>	special heat resistant PVC
<b>Jacket color:</b>	gray

### Outstanding features:

- **UL recognized and CSA approved**
- **Temperature range up to + 105°C**

### Technical data:

<b>Nominal voltage:</b>	<b>DIN VDE</b> U <sub>0</sub> /U 300/500 V	<b>UL/CSA</b> 600 V
<b>Testing voltage U:</b>	3000 V acc. to DIN VDE 0281 part 2 + HD 21.2	
<b>Min. bending radius</b> <i>fixed installation:</i>	< 12 mm = 3 x O.D. > 12 mm = 4 x O.D.	
<i>free movement:</i>	< 12 mm = 5 x O.D. > 12 mm = 6 x O.D.	
<b>Radiation resistance:</b>	8 x 10 <sup>7</sup> cJ/kg	
<b>Temperature range</b> <i>static:</i> <i>flexing:</i> <i>short-time use:</i>	<b>DIN VDE</b> -40/+90 °C +5/+90 °C +105 °C	<b>UL/CSA:</b> up to +105°C
<b>Burning characteristics:</b>	flame retardant and self-extinguishing acc. to IEC 60332-1-2 + EN 60332-1-2, UL VW-1, CSA FT1 and FT2	
<b>Oil resistance:</b>	acc. to internal standard, see page N/27	
<b>Absence of harmful substances:</b>	acc. to RoHS directive of the European Union see page N/28	

item no.	no. of conductors incl. ground	nominal outer-ø inch	mm	cable weight ≈ lbs/mft
----------	--------------------------------	----------------------	----	------------------------

<b>▶ 8 AWG (≈ 77/26) • 10.00 mm<sup>2</sup></b>				
02580804	4	0.701	17.8	423
02580805	5	0.780	19.8	528
<b>▶ 6 AWG (≈ 119/26) • 16.00 mm<sup>2</sup></b>				
02580604	4	0.850	22.8	671
<b>▶ 4 AWG (≈ 196/26) • 25.00 mm<sup>2</sup></b>				
02580404	4	1.051	27.5	1018
<b>▶ 2 AWG (≈ 280/26) • 35.00 mm<sup>2</sup></b>				
02580204	4	1.197	30.9	1368

Other dimensions and colors are possible on request.

E-mail: [info@sabcable.com](mailto:info@sabcable.com)



Web site: [www.sabcable.com](http://www.sabcable.com)



# FLEXIBLE CONTROL CABLES

also available with blue, red and orange conductors and black or orange jacket

## CC 600 CY T Oil resistant 105°C flexible shielded control cable, AWG 20 - AWG 10



Marking for CC 600 CY T 02781850: SAB BRÖCKSKES · D-VIERSEN · 50 x 1,0 mm<sup>2</sup> CC 600 CY T 18 AWG/50c 02781850 AWM Style 2586 105°C 600V CSA AWM I/II A/B 105°C 600V FT1 FT2 CE

A  
17

CC 600 CY T is a multi-conductor, 600 V, 105°C, UL recognized and CSA approved flexible shielded control cable. The reduced outer diameter permits easy handling and installation in confined areas. An overall tinned copper braid is recommended whenever electrical interference distorts signal transmission, or when EMI emissions need to be suppressed. CC 600 CY T control cables are designed for use in all electrical equipment in dry, damp and wet conditions. Recommended applications are machine tools, control systems, assembly lines, CNC machining centers, grinding machines, bottling equipment, data processing equipment and connections between control panels and machines.

### Construction:

<b>Conductor:</b>	bare copper strands acc. to IEC 60228, EN 60228, VDE 0295, class 5
<b>Insulation:</b>	special heat resistant PVC
<b>Color code:</b>	black conductors with consecutive numbers acc. to EN 50334; green-yellow earth wire from 3 conductors
<b>Stranding:</b>	in layers with PETP foil over the outer layer
<b>Screen:</b>	tinned copper braiding
<b>Jacket material:</b>	special heat resistant PVC
<b>Jacket color:</b>	gray

### Technical data:

<b>Nominal voltage:</b>	<b>DIN VDE</b> U <sub>0</sub> /U 300/500 V	<b>UL/CSA</b> 600 V
<b>Testing voltage U:</b>	3000 V acc. to DIN VDE 0281 part 2 + HD 21.2; conductor/screen: 1000 V	
<b>Min. bending radius</b> <i>fixed installation:</i>	5 x O.D.	
<i>free movement:</i>	10 x O.D.	
<b>Radiation resistance:</b>	8 x 10 <sup>7</sup> cJ/kg	
<b>Temperature range</b> <i>static:</i>	<b>DIN VDE</b> -40/+90 °C	<b>UL/CSA:</b> up to +105°C
<i>flexing:</i>	+5/+90 °C	
<i>short-time use:</i>	+105 °C	
<b>Burning characteristics:</b>	flame retardant and self-extinguishing acc. to IEC 60332-1-2 + EN 60332-1-2, UL VW-1, CSA FT1 and FT2	
<b>Oil resistance:</b>	acc. to internal standard, see page N/27	
<b>Absence of harmful substances:</b>	acc. to RoHS directive of the European Union see page N/28	

### Outstanding features:

- ▶ **UL recognized and CSA approved**
- ▶ **Temperature range up to + 105°C**

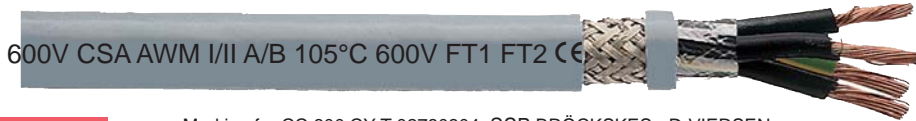
item no.	no. of conductors incl. ground	nominal outer-ø inch	mm	cable weight ≈ lbs/mft	item no.	no. of conductors incl. ground	nominal outer-ø inch	mm	cable weight ≈ lbs/mft	item no.	no. of conductors incl. ground	nominal outer-ø inch	mm	cable weight ≈ lbs/mft
<b>▶ 20 AWG (≈ 16/32) • 0.50 mm<sup>2</sup></b>					<b>▶ 16 AWG (≈ 27-29/30) • 1.50 mm<sup>2</sup></b>					<b>▶ 12 AWG (≈ 52/28) • 4.00 mm<sup>2</sup></b>				
02782002	2	0.228	5.8	30	02781602	2	0.291	7.4	54	02781203	3	0.437	11.1	144
02782003	3	0.244	6.2	37	02781603	3	0.315	8.0	69	02781204	4	0.480	12.2	179
02782004	4	0.268	6.8	50	02781604	4	0.339	8.6	85	02781205	5	0.531	13.5	235
02782007	7	0.319	8.1	72	02781605	5	0.374	9.5	103	02781207	7	0.575	14.6	285
02782009	9	0.374	9.5	88	02781607	7	0.406	10.3	132	<b>▶ 10 AWG (≈ 78/28) • 6.00 mm<sup>2</sup></b>				
02782012	12	0.417	10.6	119	02781609	9	0.500	12.7	175	02781003	3	0.504	12.8	197
02782015	15	0.457	11.6	142	02781612	12	0.539	13.7	214	02781004	4	0.555	14.1	252
02782025	25	0.575	14.6	216	02781615	15	0.598	15.2	269	02781005	5	0.614	15.6	309
<b>▶ 18 AWG (≈ 30/32) • 1.00 mm<sup>2</sup></b>					<b>▶ 14 AWG (≈ 46/30) • 2.50 mm<sup>2</sup></b>					Continued on next page				
02781802	2	0.268	6.8	45	02781618	18	0.630	16.0	303					
02781803	3	0.280	7.1	54	02781625	25	0.772	19.6	436					
02781804	4	0.311	7.9	68	02781650	50	1.020	25.9	805					
02781805	5	0.335	8.5	81										
02781807	7	0.370	9.4	102										
02781809	9	0.445	11.3	125										
02781812	12	0.480	12.2	165										
02781815	15	0.535	13.6	206										
02781818	18	0.563	14.3	233										
02781825	25	0.681	17.3	327										
02781850	50	0.906	23.0	599	02781403	3	0.374	9.5	100					
					02781404	4	0.402	10.2	126					
					02781405	5	0.445	11.3	152					
					02781407	7	0.492	12.5	196					
					02781409	9	0.614	15.6	249					
					02781412	12	0.654	16.6	324					
					02781418	18	0.780	19.8	482					
					02781425	25	0.941	23.9	658					

also available with blue, red and orange conductors and black or orange jacket

# FLEXIBLE CONTROL CABLES



## CC 600 CY T Oil resistant 105°C flexible shielded control cable, AWG 8 - AWG 2



A  
18

Marking for CC 600 CY T 02780804: SAB BRÖCKSKES · D-VIERSEN ·  
CC 600 CY T 8 AWG/4c 02780804 AWM Style 2586 105°C 600V CSA AWM I/II A/B 105°C 600V FT1 FT2 CE

CC 600 CY T is a multi-conductor, 600 V, 105°C, UL recognized and CSA approved flexible shielded control cable. The reduced outer diameter permits easy handling and installation in confined areas. An overall tinned copper braid is recommended whenever electrical interference distorts signal transmission, or when EMI emissions need to be suppressed. CC 600 CY T control cables are designed for use in all electrical equipment in dry, damp and wet conditions. Recommended applications are machine tools, control systems, assembly lines, CNC machining centers, grinding machines, bottling equipment, data processing equipment and connections between control panels and machines.

### Construction:

<b>Conductor:</b>	bare copper strands acc. to UL/CSA
<b>Insulation:</b>	special heat resistant PVC
<b>Color code:</b>	black conductors with consecutive numbers acc. to EN 50334; green-yellow earth wire from 3 conductors
<b>Stranding:</b>	in layers with PETP foil over the outer layer
<b>Screen:</b>	tinned copper braiding
<b>Jacket material:</b>	special heat resistant PVC
<b>Jacket color:</b>	gray

### Outstanding features:

- ▶ **UL recognized and CSA approved**
- ▶ **Temperature range up to + 105°C**

### Technical data:

<b>Nominal voltage:</b>	<b>DIN VDE</b> U <sub>0</sub> /U 300/500 V	<b>UL/CSA</b> 600 V
<b>Testing voltage U:</b>	3000 V acc. to DIN VDE 0281 part 2 + HD 21.2; conductor/screen: 1000 V	
<b>Min. bending radius</b> <i>fixed installation:</i>	5 x O.D.	
<i>free movement:</i>	10 x O.D.	
<b>Radiation resistance:</b>	8 x 10 <sup>7</sup> cJ/kg	
<b>Temperature range</b> <i>static:</i>	<b>DIN VDE</b> -40/+90 °C	<b>UL/CSA:</b> up to +105°C
<i>flexing:</i>	+5/+90 °C	
<i>short-time use:</i>	+105 °C	
<b>Burning characteristics:</b>	flame retardant and self-extinguishing acc. to IEC 60332-1-2 + EN 60332-1-2, UL VW-1, CSA FT1 and FT2	
<b>Oil resistance:</b>	acc. to internal standard, see page N/27	
<b>Absence of harmful substances:</b>	acc. to RoHS directive of the European Union see page N/28	

item no.	no. of conductors incl. ground	nominal outer-ø inch	mm	cable weight ≈ lbs/mft
▶ 8 AWG (≈ 77/26) • 10.00 mm <sup>2</sup>				
02780804	4	0.732	18.6	439
▶ 6 AWG (≈ 119/26) • 16.00 mm <sup>2</sup>				
02780604	4	0.886	22.5	651
▶ 4 AWG (≈ 196/26) • 25.00 mm <sup>2</sup>				
02780404	4	1.087	27.6	1019
▶ 2 AWG (≈ 280/26) • 35.00 mm <sup>2</sup>				
02780204	4	1.240	31.5	1380
▶ 1 AWG (≈ 400/26) • 50.00 mm <sup>2</sup>				
02780104	4	1.417	36.0	1870

Other dimensions and colors are possible on request.

# FLEXIBLE CONTROL CABLES

also available with blue, red and orange conductors and black or orange jacket

## CC 600 DS T Oil resistant 105°C flexible double shielded control cable



Marking for CC 600 DS T 02871425: SAB BRÖCKSKES · D-VIERSEN ·  
25 x 2,5 mm<sup>2</sup> CC 600 DS T 02871425 14 AWG/25c AWM Style 2586 105°C 600V CSA AWM I/II A/B 105°C 600V FT1 FT2 CE

A  
19

CC 600 DS T is a multi-conductor, 600 V, 105°C, UL recognized and CSA approved flexible double shielded control cable. The reduced outer diameter permits easy handling and installation in confined areas. An overall tinned copper braid combined with alu foil is recommended whenever electrical interference distorts signal transmission, or when EMI emissions need to be suppressed. CC 600 DS T control cables are designed for use in all electrical equipment in dry, damp and wet conditions. Recommended applications are machine tools, control systems, assembly lines, CNC machining centers, grinding machines, bottling equipment, data processing equipment and connections between control panels and machines.

### Construction:

<b>Conductor:</b>	bare copper strands acc. to IEC 60228, EN 60228, VDE 0295, class 5
<b>Insulation:</b>	special heat resistant PVC
<b>Color code:</b>	black conductors with consecutive numbers acc. to EN 50334; green-yellow earth wire from 3 conductors
<b>Stranding:</b>	in layers
<b>Wrapping:</b>	Alu-foil with tinned drain wire
<b>Screen:</b>	tinned copper braiding
<b>Jacket material:</b>	special heat resistant PVC
<b>Jacket color:</b>	gray

### Technical data:

<b>Nominal voltage:</b>	<b>DIN VDE</b> U <sub>0</sub> /U 300/500 V	<b>UL/CSA</b> 600 V
<b>Testing voltage U:</b>	3000 V acc. to DIN VDE 0281 part 2 + HD 21.2; conductor/screen: 1000 V	
<b>Min. bending radius</b> <i>fixed installation:</i>	5 x O.D.	
<i>free movement:</i>	10 x O.D.	
<b>Radiation resistance:</b>	8 x 10 <sup>7</sup> cJ/kg	
<b>Temperature range</b> <i>static:</i>	<b>DIN VDE</b> -40/+90 °C	<b>UL/CSA:</b> up to +105°C
<i>flexing:</i>	+5/+90 °C	
<i>short-time use:</i>	+105 °C	
<b>Burning characteristics:</b>	flame retardant and self-extinguishing acc. to IEC 60332-1-2 + EN 60332-1-2, UL VW-1, CSA FT1 and FT2	
<b>Oil resistance:</b>	acc. to internal standard, see page N/26	
<b>Absence of harmful substances:</b>	acc. to RoHS directive of the European Union see page N/26	

### Outstanding features:

- ▶ **UL recognized and CSA approved**
- ▶ **Temperature range up to + 105°C**
- ▶ **very good EMC characteristics**

item no.	no. of conductors incl. ground	Drain Wire	nominal outer-ø inch	mm	cable weight ≈ lbs/mft
<b>▶ 20 AWG (≈ 16/32) • 0.50 mm<sup>2</sup></b>					
02872002	2	20 AWG	0.248	6.3	36
02872003	3	20 AWG	0.264	6.7	43
02872004	4	20 AWG	0.280	7.1	50
02872007	7	20 AWG	0.331	8.4	73
02872009	9	20 AWG	0.398	10.1	97
02872012	12	20 AWG	0.441	11.2	128
02872015	15	20 AWG	0.484	12.3	151
02872025	25	20 AWG	0.602	15.3	225
<b>▶ 18 AWG (≈ 30/32) • 1.00 mm<sup>2</sup></b>					
02871802	2	18 AWG	0.295	7.5	51
02871803	3	18 AWG	0.307	7.8	61
02871804	4	18 AWG	0.331	8.4	71
02871805	5	18 AWG	0.362	9.2	86
02871807	7	18 AWG	0.390	9.9	105
02871809	9	18 AWG	0.476	12.1	134
02871812	12	18 AWG	0.516	13.1	178
02871815	15	18 AWG	0.563	14.3	214
02871818	18	18 AWG	0.598	15.2	246
02871825	25	18 AWG	0.717	18.2	341
02871850	50	18 AWG	0.945	24.0	618
<b>▶ 16 AWG (≈ 27-29/30) • 1.50 mm<sup>2</sup></b>					
02871602	2	16 AWG	0.311	7.9	60
02871603	3	16 AWG	0.339	8.6	75
02871604	4	16 AWG	0.370	9.4	91
02871605	5	16 AWG	0.406	10.3	111
02871607	7	16 AWG	0.445	11.3	146
02871609	9	16 AWG	0.539	13.7	192

item no.	no. of conductors incl. ground	Drain Wire	nominal outer-ø inch	mm	cable weight ≈ lbs/mft
<b>▶ 16 AWG (≈ 27-29/30) • 1.50 mm<sup>2</sup></b>					
02871612	12	16 AWG	0.579	14.7	232
02871615	15	16 AWG	0.638	16.2	282
02871618	18	16 AWG	0.685	17.4	339
02871625	25	16 AWG	0.811	20.6	453
02871650	50	16 AWG	1.059	26.9	821
<b>▶ 14 AWG (≈ 46/30) • 2.50 mm<sup>2</sup></b>					
02871403	3	14 AWG	0.413	10.5	115
02871404	4	14 AWG	0.449	11.4	148
02871405	5	14 AWG	0.496	12.6	178
02871407	7	14 AWG	0.539	13.7	218
02871409	9	14 AWG	0.661	16.8	319
02871412	12	14 AWG	0.709	18.0	362
02871418	18	14 AWG	0.827	21.0	504
02871425	25	14 AWG	0.988	25.1	688
<b>▶ 12 AWG (≈ 52/28) • 4.00 mm<sup>2</sup></b>					
02871203	3	14 AWG	0.476	12.1	159
02871204	4	14 AWG	0.524	13.3	198
02871205	5	14 AWG	0.567	14.4	238
02871207	7	14 AWG	0.638	16.2	312
<b>▶ 10 AWG (≈ 78/28) • 6.00 mm<sup>2</sup></b>					
02871003	3	14 AWG	0.547	13.9	218
02871004	4	14 AWG	0.594	15.1	268
02871005	5	14 AWG	0.654	16.6	326
<b>▶ 8 AWG (≈ 77/26) • 10.00 mm<sup>2</sup></b>					
02870804	4	14 AWG	0.780	19.8	473

Other dimensions and colors are possible on request.

E-mail: [info@sabcable.com](mailto:info@sabcable.com)



Web site: [www.sabcable.com](http://www.sabcable.com)

**NFPA 79**  
for Industrial  
Machinery

# FLEXIBLE CONTROL CABLES



## CC 600 MTW Type MTW Oil resistant 90°C flexible control cable and machine-tool cable

1216 90°C Oil 60°C 600V CSA AWM I/II A/B 90°C 1000V FT1 FT2 CE



**A**  
**20**

Marking for CC 600 MTW 35501805: SAB BRÖCKSKES · D-VIERSEN ·

5 x 1,0 mm<sup>2</sup> CC 600 MTW 18 AWG/5c 35501805 (UL) Type MTW 600V AWM Style 21216 90°C Oil 60°C 600V CSA AWM I/II A/B 90°C 1000V FT1 FT2 CE

CC 600 MTW is a multi-conductor, 600 V, 90°C, UL recognized, CSA and VDE approved, oil resistant flexible control cable. Also machine-tool cable for use as specified in the National Electrical Code (NFPA 70) and in the National Fire Protection Association Electrical Standard for Industrial Machinery (NFPA 79). The reduced outer diameter permits easy handling and installation in confined areas. Our specially designed PVC jacket passes the stringent requirements of the VDE test 0281 part 1 and HD 21.1 oil test providing the best oil resistance available for a PVC jacket. CC 600 MTW control cables are designed for use in all electrical equipment in dry, damp and wet conditions. Recommended applications are machine tools, control systems, assembly lines, CNC machining centers, grinding machines, bottling equipment, data processing equipment and connections between control panels and machines. MTW listed cables can be used in NFPA 79 Machine areas.

### Construction:

<b>Conductor:</b>	bare copper strands acc. to IEC 60228 class 5 and UL standard 758 table 5.1 + UL 1581 table 20.1
<b>Insulation:</b>	special formulated PVC/Nylon
<b>Color code:</b>	black conductors with consecutive numbers; green-yellow earth wire from 3 conductors
<b>Stranding:</b>	in layers
<b>Jacket material:</b>	special oil resistant PVC
<b>Jacket color:</b>	gray

### Outstanding features:

- ▶ **UL recognized, CSA approved and (UL) listed**
- ▶ **flexible cable for use as machine-tool cable**
- ▶ **oil resistant**
- ▶ **NFPA 79 for Industrial Machinery**

### Technical data:

<b>Voltage:</b>	<b>UL-AWM / (UL):</b> 600 V <b>CSA:</b> 1000 V
<b>Testing voltage:</b>	4000 V
<b>Min. bending radius</b>	
<i>fixed installation:</i>	< 12 mm = 3 x O.D. > 12 mm = 4 x O.D.
<i>free movement:</i>	< 12 mm = 5 x O.D. > 12 mm = 6 x O.D.
<b>Radiation resistance:</b>	8 x 10 <sup>7</sup> cJ/kg
<b>Temperature range:</b>	<b>(UL) / CSA:</b> -25/+90°C
<i>storage ambient:</i>	-40/+90°C
<b>Burning characteristics:</b>	CSA FT1 and FT2
<b>Oil resistance:</b>	very good - TM5 acc. to DIN VDE 0281 part 1 + HD 21.1, Oil 60°C acc. to UL 758, Fuel Oil acc. to CSA-C 22.2 No. 210-05
<b>Impact and Crushing test:</b>	in accordance to UL 1277 same requirement for Exposed Run
<b>Machinery Area:</b>	yes
<b>Absence of harmful substances:</b>	acc. to RoHS directive of the European Union see page N/28

item no.	no. of conductors incl. ground	nominal outer-ø inch	mm	cable weight ≈ lbs/mft	item no.	no. of conductors incl. ground	nominal outer-ø inch	mm	cable weight ≈ lbs/mft	item no.	no. of conductors incl. ground	nominal outer-ø inch	mm	cable weight ≈ lbs/mft
<b>▶ 18 AWG (≈ 30/32) • 1.00 mm<sup>2</sup></b>					<b>▶ 16 AWG (≈ 27-29/30) • 1.50 mm<sup>2</sup></b>					<b>▶ 12 AWG (≈ 52/28) • 4.00 mm<sup>2</sup></b>				
35501803	3	0.303	7.7	58	35501612	12	0.571	14.5	210	35501203	3	0.413	10.5	134
35501804	4	0.327	8.3	69	35501616	16	0.630	16.0	267	35501204	4	0.449	11.4	160
35501805	5	0.358	9.1	83	35501618	18	0.661	16.8	295	35501205	5	0.492	12.5	194
35501807	7	0.386	9.8	101	35501619	19	0.661	16.8	304	35501207	7	0.567	14.4	265
35501809	9	0.469	11.9	130	35501625	25	0.783	19.9	390	<b>▶ 10 AWG (≈ 78/28) • 6.00 mm<sup>2</sup></b>				
35501812	12	0.496	12.6	1583	35501627	27	0.783	19.9	414	35501003	3	0.488	12.4	188
35501816	16	0.575	14.6	208	35501637	37	0.917	23.3	579	35501004	4	0.563	14.3	253
35501818	18	0.602	15.3	224	35501641	41	0.984	25.0	643	35501005	5	0.614	15.6	298
35501819	19	0.602	15.3	237	35501650	50	1.067	27.1	757	35501007	7	0.669	17.0	385
35501825	25	0.713	18.1	302	35501661	61	1.134	28.8	898	<b>▶ 8 AWG (≈ 77/26) • 10.00 mm<sup>2</sup></b>				
35501827	27	0.713	18.1	314	<b>▶ 14 AWG (≈ 46/30) • 2.50 mm<sup>2</sup></b>					35500804	4	0.713	18.1	401
35501837	37	0.791	20.1	417	35501403	3	0.366	9.3	96	35500805	5	0.783	19.9	481
35501850	50	0.969	24.6	583	35501404	4	0.394	10.0	116	<b>▶ 6 AWG (≈ 122/26) • 16.00 mm<sup>2</sup></b>				
<b>▶ 16 AWG (≈ 27-29/30) • 1.50 mm<sup>2</sup></b>					35501405	5	0.429	10.9	136	35500604	4	0.898	22.8	610
35501603	3	0.331	8.4	72	35501407	7	0.469	11.9	173	35500605	5	0.988	25.1	739
35501604	4	0.358	9.1	86	35501409	9	0.606	15.4	243	<b>▶ 4 AWG (≈ 190/26) • 25.00 mm<sup>2</sup></b>				
35501605	5	0.386	9.8	99	35501412	12	0.634	16.1	292	35500404	4	1.079	27.4	915
35501607	7	0.421	10.7	125	35501418	18	0.740	18.8	412	35500405	5	1.193	30.3	1113
35501608	8	0.484	12.3	149	35501425	25	0.925	23.5	590	<b>▶ 2 AWG (≈ 272/26) • 35.00 mm<sup>2</sup></b>				
35501609	9	0.516	13.1	167						35500204	4	1.240	31.5	1296
										35500205	5	1.374	34.9	1575

Other dimensions and colors are possible on request.

E-mail: [info@sabcable.com](mailto:info@sabcable.com)




Web site: [www.sabcable.com](http://www.sabcable.com)

# FLEXIBLE CONTROL CABLES



## CC 600 MTW CY Type MTW Oil resistant 90°C flexible shielded control cable and machine-tool cable



s90°C Oil 60°C 600V CSA AWM I/II A/B 90°C 1000V FT1 FT2 CE

Marking for CC 600 MTW CY 35601404: SAB BRÖCKSKES · D-VIERSEN · 4 x 2,50 mm<sup>2</sup>

CC 600 MTW CY 14 AWG/4c 35601404 (UL) Type MTW 600V AWM Style 21216 90°C Oil 60°C 600V CSA AWM I/II A/B 90°C 1000V FT1 FT2 CE

A  
21

CC 600 MTW CY is a multi-conductor, 600 V, 90°C, UL recognized, CSA and VDE approved, oil resistant flexible shielded control cable. Also machine-tool cable for use as specified in the National Electrical Code (NFPA 70) and in the National Fire Protection Association Electrical Standard for Industrial Machinery (NFPA 79). The reduced outer diameter permits easy handling and installation in confined areas. Our special designed PVC jacket passes the stringent requirements of the VDE test 0281 part 1 and HD 21.1 oil test providing the best oil resistance available for a PVC jacket. An overall tinned copper braid is recommended whenever electrical interference distorts signal transmission, or when EMI emissions need to be suppressed. CC 600 MTW CY control cables are designed for use in all electrical equipment in dry, damp and wet conditions. Recommended applications are machine tools, control systems, assembly lines, CNC machining centers, grinding machines, bottling equipment, data processing equipment and connections between control panels and machines. MTW listed cables can be used in NFPA 79 Machine areas.

### Construction:

<b>Conductor:</b>	bare copper strands acc. to IEC 60228 class 5 and UL standard 758 table 5.1 + UL 1581 table 20.1
<b>Insulation:</b>	special formulated PVC/Nylon
<b>Color code:</b>	black conductors with consecutive numbers; green-yellow earth wire from 3 conductors
<b>Stranding:</b>	in layers
<b>Wrapping:</b>	non-woven tapes
<b>Screen:</b>	tinned copper braiding
<b>Sheath material:</b>	special oil resistant PVC
<b>Sheath color:</b>	gray

### Technical data:

<b>Voltage:</b>	<b>UL-AWM / (UL):</b> 600 V <b>CSA:</b> 1000 V
<b>Testing voltage:</b>	conductor/conductor 4000 V conductor/screen 2000 V
<b>Min. bending radius</b>	
<i>fixed installation:</i>	5 x O.D.
<i>free movement:</i>	10 x O.D.
<b>Radiation resistance:</b>	8 x 10 <sup>7</sup> cJ/kg
<b>Temperature range:</b>	<b>(UL) / CSA:</b> -25/+90°C
<i>storage ambient:</i>	-40/+90°C
<b>Burning characteristics:</b>	CSA FT1 and FT2
<b>Oil resistance:</b>	very good - TM5 acc. to DIN VDE 0281 part 1 + HD 21.1, Oil 60°C acc. to UL 758, Fuel Oil acc. to CSA-C 22.2 No. 210-05
<b>Impact and Crushing test:</b>	in accordance to UL 1277 same requirement for Exposed Run
<b>Machinery Area:</b>	yes
<b>Absence of harmful substances:</b>	acc. to RoHS directive of the European Union see page N/28

### Outstanding features:

- ▶ **UL recognized, CSA approved and (UL) listed**
- ▶ **flexible cable for use as machine-tool cable**
- ▶ **oil resistant**
- ▶ **NFPA 79 for Industrial Machinery**

item no.	no. of conductors incl. ground	nominal outer-ø inch	mm	cable weight ≈ lbs/mft
<b>▶ 18 AWG (≈ 30/32) • 1.00 mm<sup>2</sup></b>				
35601803	3	0.303	7.7	56
35601804	4	0.327	8.3	67
35601805	5	0.354	9.0	79
35601807	7	0.386	9.8	98
35601809	9	0.469	11.9	130
35601812	12	0.492	12.5	153
35601816	16	0.575	14.6	208
35601818	18	0.602	15.3	224
35601819	19	0.602	15.3	237
35601825	25	0.713	18.1	302
35601827	27	0.713	18.1	314
35601837	37	0.791	20.1	417
35601850	50	0.969	24.6	583
<b>▶ 16 AWG (≈ 27-29/30) • 1.50 mm<sup>2</sup></b>				
35601603	3	0.327	8.3	69
35601604	4	0.354	9.0	83
35601605	5	0.386	9.8	99
35601607	7	0.421	10.7	125
35601608	8	0.484	12.3	149
35601609	9	0.516	13.1	167

item no.	no. of conductors incl. ground	nominal outer-ø inch	mm	cable weight ≈ lbs/mft
<b>▶ 16 AWG (≈ 27-29/30) • 1.50 mm<sup>2</sup></b>				
35601612	12	0.571	14.5	210
35601616	16	0.630	16.0	267
35601618	18	0.661	16.8	295
35601619	19	0.661	16.8	304
35601625	25	0.783	19.9	390
35601627	27	0.783	19.9	414
35601637	37	0.917	23.3	579
35601641	41	0.984	25.0	643
35601650	50	1.067	27.1	757
35601661	61	1.134	28.8	898
<b>▶ 14 AWG (≈ 46/30) • 2.50 mm<sup>2</sup></b>				
35601403	3	0.362	9.2	93
35601404	4	0.394	10.0	113
35601405	5	0.429	10.9	136
35601407	7	0.469	11.9	173
35601409	9	0.606	15.4	243
35601412	12	0.634	16.1	292
35601418	18	0.740	18.8	412
35601425	25	0.925	23.5	590

item no.	no. of conductors incl. ground	nominal outer-ø inch	mm	cable weight ≈ lbs/mft
<b>▶ 12 AWG (≈ 52/28) • 4.00 mm<sup>2</sup></b>				
35601203	3	0.413	10.5	130
35601204	4	0.449	11.4	160
35601205	5	0.492	12.5	194
35601207	7	0.567	14.4	265
<b>▶ 10 AWG (≈ 78/28) • 6.00 mm<sup>2</sup></b>				
35601003	3	0.488	12.4	188
35601004	4	0.559	14.2	246
35601005	5	0.614	15.6	298
35601007	7	0.669	17.0	385
<b>▶ 8 AWG (≈ 77/26) • 10.00 mm<sup>2</sup></b>				
35600804	4	0.713	18.1	401
35600805	5	0.783	19.9	481
<b>▶ 6 AWG (≈ 122/26) • 16.00 mm<sup>2</sup></b>				
35600604	4	0.898	22.8	610
35600605	5	0.988	25.1	739
<b>▶ 4 AWG (≈ 190/26) • 25.00 mm<sup>2</sup></b>				
35600404	4	1.079	27.4	915
35600405	5	1.193	30.3	1113
<b>▶ 2 AWG (≈ 272/26) • 35.00 mm<sup>2</sup></b>				
35600204	4	1.240	31.5	1296
35600205	5	1.374	34.9	1575

Other dimensions and colors are possible on request.

E-mail: [info@sabcable.com](mailto:info@sabcable.com)



Web site: [www.sabcable.com](http://www.sabcable.com)

# FLEXIBLE CONTROL CABLES



## CC 600 World Oil resistant flexible control cable with international standards



A  
22

Marking for CC 600 World 02512018: SAB BRÖCKSKES · D-VIERSEN · <VDE> <HAR> H05VV5-F 02511805 18G0,5 mm2 CC 600 World 20 AWG/18c 02512018 AWM Style 21216 90°C Oil 60°C 600V CSA AWM I/II A/B 90°C F 600V FT1 FT2 CE

CC 600 World is a multi-conductor, 600 V, 90°C, oil resistant cable, with all approvals. CC 600 World control cables are designed for use in all electrical equipment in dry, damp and wet conditions. Our special designed PVC jacket passes the stringent requirements of the VDE test 0281 part 1 and HD 21.1 oil test providing the best oil resistance available for a PVC jacket. Recommended applications are machine tools, control systems, assembly lines, CNC machining centers, grinding machines, bottling equipment, data processing equipment and connections between control panels and machines. For use in North America, Europe and Asia.

### Construction:

<b>Conductor:</b>	bare copper strands acc. to IEC 60228, EN 60228, VDE 0295, class 5
<b>Insulation:</b>	PVC, T12 acc. to DIN VDE 0281 part 1 + HD 21.1
<b>Color code:</b>	black conductors with consecutive numbers acc. to EN 50334; green-yellow earth wire from 3 conductors
<b>Stranding:</b>	in layers
<b>Jacket material:</b>	PVC, TM5 acc. to DIN VDE 0281 part 1 + HD 21.1
<b>Jacket color:</b>	gray

### Outstanding features:

- flexible
- oil resistant
- UL, CSA, VDE and HAR standardized

### Technical data:

<b>Nominal voltage:</b>	<b>DIN VDE</b> U <sub>0</sub> /U 300/500 V	<b>UL/CSA</b> 600 V
<b>Testing voltage U:</b>	3000 V acc. to DIN VDE 0281 part 2 + HD 21.2	
<b>Min. bending radius</b>		
<i>fixed installation:</i>	< 12 mm = 3 x O.D. > 12 mm = 4 x O.D.	
<i>free movement:</i>	< 12 mm = 5 x O.D. > 12 mm = 6 x O.D.	
<b>Radiation resistance:</b>	8 x 10 <sup>7</sup> cJ/kg	
<b>Temperature range</b>	<b>DIN VDE</b>	<b>UL/CSA:</b> up to +90 °C
<i>static:</i>	-40/+70 °C	
<i>flexing:</i>	+5/+70 °C	
<b>Burning characteristics:</b>	flame retardant and self-extinguishing acc. to IEC 60332-1-2 + EN 60332-1-2, UL VW1, CSA FT1 and FT2	
<b>Oil resistance:</b>	very good - TM5 acc. to DIN VDE 0281 part 1 + HD 21.1	
<b>Chem. resistance:</b>	see page N/9	
<b>Absence of harmful substances:</b>	acc. to RoHS directive of the European Union see page N/28	

item no.	no. of conductors incl. ground	nominal outer-ø inch	mm	cable weight ≈ lbs/mft	item no.	no. of conductors incl. ground	nominal outer-ø inch	mm	cable weight ≈ lbs/mft	item no.	no. of conductors incl. ground	nominal outer-ø inch	mm	cable weight ≈ lbs/mft
<b>▶ 20 AWG (≈ 16/32) • 0.50 mm<sup>2</sup></b>					<b>▶ 18 AWG (≈ 30/32) • 1.00 mm<sup>2</sup></b>					<b>▶ 14 AWG (≈ 46/30) • 2.50 mm<sup>2</sup></b>				
02512003	3	0.256	6.5	40	02511803	3	0.291	7.4	56	02511403	3	0.398	10.1	112
02512004	4	0.283	7.2	50	02511804	4	0.319	8.1	68	02511404	4	0.445	11.3	140
02512005	5	0.311	7.9	61	02511805	5	0.358	9.1	86	02511405	5	0.492	12.5	173
02512007	7	0.374	9.5	87	02511807	7	0.425	10.8	120	02511407	7	0.591	15.0	247
02512009	9	0.433	11.0	103	02511809	9	0.500	12.7	143	02511409	9	0.689	17.5	282
02512012	12	0.453	11.5	122	02511812	12	0.524	13.3	175	02511412	12	0.732	18.6	367
02512018	18	0.543	13.8	181	02511818	18	0.626	15.9	258	02511418	18	0.890	22.6	552
<b>▶ 19 AWG (≈ 23/32) • 0.75 mm<sup>2</sup></b>					<b>▶ 16 AWG (≈ 27-29/30) • 1.50 mm<sup>2</sup></b>					Other dimensions and colors are possible on request.				
02511903	3	0.280	7.1	49	02511603	3	0.331	8.4	75					
02511904	4	0.311	7.9	60	02511604	4	0.374	9.5	95					
02511905	5	0.315	8.0	65	02511605	5	0.417	10.6	119					
02511907	7	0.409	10.4	106	02511607	7	0.504	12.8	169					
02511909	9	0.480	12.2	127	02511609	9	0.591	15.0	194					
02511912	12	0.508	12.9	154	02511612	12	0.618	15.7	247					
02511918	18	0.602	15.3	224	02511618	18	0.740	18.8	364					

E-mail: [info@sabcable.com](mailto:info@sabcable.com)



Web site: [www.sabcable.com](http://www.sabcable.com)

# FLEXIBLE CONTROL CABLES

## CC 600 M CY Oil resistant flexible shielded control cable with international standards



Marking for CC 600 M CY 02562018: SAB BRÖCKSKES · D-VIERSEN · <VDE> <HAR> H05VV4V5-K 02561805 18G0,5mm2 CC 600 M CY 20 AWG/18c 02562018 AWM Style 21216 90°C Oil 60°C 600V CSA AWM I/II A/B 90°C F 600V FT1 FT2

CC 600 M CY is a multi-conductor, 600 V, 90°C oil resistant shielded cable with all approvals, to be used on machinery and equipment for use in North America and for worldwide export. Our special designed PVC jacket passes the stringent requirements of the VDE test 0281 part 1 and HD 21.1 oil test providing the best oil resistance available for a PVC jacket. CC 600 M CY control cables are designed for use in all electrical equipment in dry, damp and wet conditions. Recommended applications are machine tools, control systems, assembly lines, CNC machining centers, grinding machines, bottling equipment, data processing equipment and connections between control panels and machines. The overall tinned copper braid is recommended whenever electrical interference distorts signal transmission, or when EMI emissions need to be suppressed. For use in North America and Europe.

A  
23

### Construction:

<b>Conductor:</b>	bare copper strands acc. to IEC 60228, EN 60228, VDE 0295, class 5
<b>Insulation:</b>	PVC, T12 acc. to DIN VDE 0281 part 1 + HD 21.1
<b>Color code:</b>	black conductors with consecutive numbers acc. to EN 50334; green-yellow earth wire from 3 conductors
<b>Stranding:</b>	in layers
<b>Inner jacket:</b>	PVC, TM2 acc. to DIN VDE 0281 part 1, + HD 21.1
<b>Screen:</b>	tinned copper braiding
<b>Jacket material:</b>	PVC, TM5 acc. to DIN VDE 0281 part 1 + HD 21.1
<b>Jacket color:</b>	gray

### Outstanding features:

- ▶ good EMC characteristics
- ▶ flexible
- ▶ oil resistant
- ▶ UL, CSA, VDE and HAR standardized

### Technical data:

<b>Nominal voltage:</b>	<b>DIN VDE</b> U <sub>0</sub> /U 300/500 V	<b>UL / CSA</b> 600 V
<b>Testing voltage U:</b>	3000 V acc. to DIN VDE 0281 part 2 + HD 21.2; conductor/screen 1000 V	
<b>Min. bending radius</b>		
<i>fixed installation:</i>	5 x O.D.	
<i>free movement:</i>	10 x O.D.	
<b>Radiation resistance:</b>	8 x 10 <sup>7</sup> cJ/kg	
<b>Temperature range</b>	<b>DIN VDE</b>	<b>UL/CSA:</b> up to +90 °C
<i>static:</i>	-40/+70 °C	
<i>flexing:</i>	+5/+70 °C	
<b>Burning characteristics:</b>	flame retardant and self-extinguishing acc. to IEC 60332-1-2 + EN 60332-1-2, UL VW1, CSA FT1 and FT2	
<b>Oil resistance:</b>	very good - TM5 acc. to DIN VDE 0281 part 1 + HD 21.1	
<b>Chem. resistance:</b>	see page N/9	
<b>Absence of harmful substances:</b>	acc. to RoHS directive of the European Union see page N/28	

item no.	no. of conductors incl. ground	nominal outer-ø inch	mm	cable weight ≈ lbs/mft	item no.	no. of conductors incl. ground	nominal outer-ø inch	mm	cable weight ≈ lbs/mft	item no.	no. of conductors incl. ground	nominal outer-ø inch	mm	cable weight ≈ lbs/mft
<b>▶ 20 AWG (≈ 16/32) • 0.50 mm<sup>2</sup></b>					<b>▶ 18 AWG (≈ 30/32) • 1.00 mm<sup>2</sup></b>					<b>▶ 14 AWG (≈ 46/30) • 2.50 mm<sup>2</sup></b>				
02562003	3	0.358	9.1	81	02561803	3	0.398	10.1	108	02561403	3	0.508	12.9	179
02562004	4	0.390	9.9	100	02561804	4	0.413	10.5	116	02561404	4	0.543	13.8	206
02562005	5	0.417	10.6	113	02561805	5	0.461	11.7	142	02561405	5	0.610	15.5	264
02562007	7	0.480	12.2	144	02561807	7	0.535	13.6	190	02561407	7	0.713	18.1	360
02562009	9	0.535	13.6	169	02561809	9	0.602	15.3	228	02561409	9	0.811	20.6	405
02562012	12	0.567	14.4	196	02561812	12	0.650	16.5	284	02561412	12	0.878	22.3	519
02562018	18	0.665	16.9	286	02561818	18	0.752	19.1	379	02561418	18	1.016	25.8	716
<b>▶ 19 AWG (≈ 23/32) • 0.75 mm<sup>2</sup></b>					<b>▶ 16 AWG (≈ 27-29/30) • 1.50 mm<sup>2</sup></b>					Other dimensions and colors are possible on request.				
02561903	3	0.390	9.9	101	02561603	3	0.437	11.1	130					
02561904	4	0.417	10.6	114	02561604	4	0.480	12.2	154					
02561905	5	0.449	11.4	131	02561605	5	0.524	13.3	186					
02561907	7	0.520	13.2	174	02561607	7	0.626	15.9	263					
02561909	9	0.591	15.0	208	02561609	9	0.705	17.9	298					
02561912	12	0.630	16.0	249	02561612	12	0.744	18.9	360					
02561918	18	0.724	18.4	339	02561618	18	0.886	22.5	526					

E-mail: [info@sabcable.com](mailto:info@sabcable.com)




Web site: [www.sabcable.com](http://www.sabcable.com)

# FLEXIBLE CONTROL CABLES



## CC 500 B Flexible power control cable with colored conductors

BRÖCKSKES · D-VIERSEN · CC 500 B 5 x 1,0 mm<sup>2</sup> CE



A  
24

Marking for CC 500 B 02050510:  
SAB BRÖCKSKES · D-VIERSEN · CC 500 B 5 x 1,0 mm<sup>2</sup> CE

CC 500 B is a multi-conductor, flexible power and control cable designed for use in all electrical equipment in dry, damp and wet conditions. Recommended applications include machine tools, assembly lines, control systems, data processing equipment, CNC machining centers, connections between control panels and machines, grinding machines and bottling equipment.

### Construction:

<b>Conductor:</b>	bare copper strands acc. to IEC 60228, EN 60228, VDE 0295, class 5
<b>Insulation:</b>	PVC, T12 acc. to DIN VDE 0281 part 1 + HD 21.1
<b>Color code:</b>	colored acc. to HD 308 (VDE 0293 part 308); green-yellow earth wire from 3 conductors
<b>Stranding:</b>	in layers
<b>Jacket material:</b>	PVC, TM2 acc. to DIN VDE 0281 part 1 + HD 21.1
<b>Jacket color:</b>	gray

### Outstanding features:

- ▶ flexible
- ▶ colored conductors
- ▶ small bending radius

### Technical data:

<b>Nominal voltage:</b>	20 - 16 AWG: U <sub>0</sub> /U 300/500 V 14 - 1 AWG: U <sub>0</sub> /U 450/750 V
<b>Testing voltage U:</b>	3000 V acc. to DIN VDE 0281 part 2 + HD 21.2
<b>Min. bending radius</b>	
<i>fixed installation:</i>	< 12 mm = 3 x O.D. > 12 mm = 4 x O.D.
<i>free movement:</i>	< 12 mm = 5 x O.D. > 12 mm = 6 x O.D.
<b>Radiation resistance:</b>	8 x 10 <sup>7</sup> cJ/kg
<b>Temperature range</b>	
<i>static:</i>	-40/+70 °C
<i>flexing:</i>	+5/+70 °C
<b>Burning characteristics:</b>	flame retardant and self-extinguishing acc. to IEC 60332-1-2 + EN 60332-1-2
<b>Oil resistance:</b>	acc. to internal standard, see page N/27
<b>Chem. resistance:</b>	see page N/9
<b>Color code:</b>	see page N/24-26
<b>Absence of harmful substances:</b>	acc. to RoHS directive of the European Union see page N/28

item no.	no. of conductors incl. ground	nominal outer-ø inch	outer-ø mm	cable weight ≈ lbs/mft	item no.	no. of conductors incl. ground	nominal outer-ø inch	outer-ø mm	cable weight ≈ lbs/mft	item no.	no. of conductors incl. ground	nominal outer-ø inch	outer-ø mm	cable weight ≈ lbs/mft
<b>▶ 20 AWG (≈ 16/32) • 0.50 mm<sup>2</sup></b>					<b>▶ 16 AWG (≈ 27-29/30) • 1.50 mm<sup>2</sup></b>					<b>▶ 10 AWG (≈ 78/28) • 6.00 mm<sup>2</sup></b>				
02050205	2	0.189	4.8	22	02050215	2	0.244	6.2	43	02050360	3	0.500	12.7	204
02050305	3	0.201	5.1	27	02050315	3	0.256	6.5	53	02050460	4	0.555	14.1	256
02050405	4	0.217	5.5	32	02050415	4	0.299	7.6	69	02050560	5	0.618	15.7	313
02050505	5	0.244	6.2	41	02050515	5	0.315	8.0	81	02050760	7	0.681	17.3	412
02050705	7	0.264	6.7	50	02050715	7	0.350	8.9	108	<b>▶ 8 AWG (≈ 77/26) • 10.00 mm<sup>2</sup></b>				
<b>▶ 19 AWG (≈ 23/32) • 0.75 mm<sup>2</sup></b>					<b>▶ 14 AWG (≈ 46/30) • 2.50 mm<sup>2</sup></b>					02050361				
02050207	2	0.220	5.6	31	02050225	2	0.346	8.8	81	02050461	4	0.701	17.8	421
02050307	3	0.224	5.7	35	02050325	3	0.374	9.5	101	02050561	5	0.776	19.7	526
02050407	4	0.244	6.2	43	02050425	4	0.417	10.6	128	<b>▶ 6 AWG (≈ 122/26) • 16.00 mm<sup>2</sup></b>				
02050507	5	0.264	6.7	52	02050525	5	0.457	11.6	156	02050462	4	0.831	21.1	628
02050707	7	0.295	7.5	67	02050725	7	0.504	12.8	200	<b>▶ 4 AWG (≈ 190/26) • 25.00 mm<sup>2</sup></b>				
<b>▶ 18 AWG (≈ 30/32) • 1.00 mm<sup>2</sup></b>					<b>▶ 12 AWG (≈ 52/28) • 4.00 mm<sup>2</sup></b>					02050463				
02050210	2	0.217	5.5	32	02050340	3	0.425	10.8	143	02050464	4	1.004	25.5	978
02050310	3	0.240	6.1	42	02050440	4	0.472	12.0	179	<b>▶ 2 AWG (≈ 272/26) • 35.00 mm<sup>2</sup></b>				
02050410	4	0.256	6.5	50	02050540	5	0.516	13.1	220	02050464	4	1.134	28.8	1329
02050510	5	0.280	7.1	62						<b>▶ 1 AWG (≈ 400/26) • 50.00 mm<sup>2</sup></b>				
02050710	7	0.315	8.0	81						02050465	4	1.362	34.6	1861

Other dimensions and colors are possible on request.

E-mail: [info@sabcable.com](mailto:info@sabcable.com)




Web site: [www.sabcable.com](http://www.sabcable.com)



# FLEXIBLE CONTROL CABLES

## CC 500 Flexible control cable with numbered conductors



Marking for CC 500 02005005:  
SAB BRÖCKSKES · D-VIERSEN · ÖZ-J VDE-Reg.-Nr. 7000 CC 500 50 x 0,5 mm² CE

**A**  
**25**

CC 500 is a multi-conductor, flexible power and control cable designed for use in all electrical equipment in dry, damp and wet conditions. Recommended applications include machine tools, assembly lines, control systems, data processing equipment, CNC machining centers, connections between control panels and machines, grinding machines and bottling equipment.

### Construction:

<b>Conductor:</b>	bare copper strands acc. to IEC 60228, EN 60228, VDE 0295, class 5
<b>Insulation:</b>	PVC, T12 acc. to DIN VDE 0281 part 1 + HD 21.1
<b>Color code:</b>	black conductors with consecutive numbers acc. to EN 50334; green-yellow earth wire from 3 conductors
<b>Stranding:</b>	in layers
<b>Jacket material:</b>	PVC, TM2 acc. to DIN VDE 0281 part 1 + HD 21.1
<b>Jacket color:</b>	gray

### Outstanding features:

- flexible
- numbered conductors
- small bending radius

### Technical data:

<b>Nominal voltage:</b>	U <sub>0</sub> /U 300/500 V
<b>Testing voltage U:</b>	3000 V acc. to DIN VDE 0281 part 2 + HD 21.2
<b>Min. bending radius</b>	
<i>fixed installation:</i>	< 12 mm = 3 x O.D. > 12 mm = 4 x O.D.
<i>free movement:</i>	< 12 mm = 5 x O.D. > 12 mm = 6 x O.D.
<b>Radiation resistance:</b>	8 x 10 <sup>7</sup> cJ/kg
<b>Temperature range</b>	
<i>static:</i>	-40/+70 °C
<i>flexing:</i>	+5/+70 °C
<b>Burning characteristics:</b>	flame retardant and self-extinguishing acc. to IEC 60332-1-2 + EN 60332-1-2
<b>Oil resistance:</b>	acc. to internal standard, see page N/27
<b>Chem. resistance:</b>	see page N/9
<b>Absence of harmful substances:</b>	acc. to RoHS directive of the European Union see page N/28

item no.	no. of conductors incl. ground	nominal outer-ø inch	mm	cable weight ≈ lbs/mft
➤ 20 AWG (≈ 16/32) • 0.50 mm <sup>2</sup>				
02000205	2	0.201	5.1	25
02000305	3	0.213	5.4	29
02000405	4	0.228	5.8	35
02000505	5	0.256	6.5	43
02000705	7	0.280	7.1	54
02000805	8	0.327	8.3	67
02000905	9	0.346	8.8	74
02001005	10	0.362	9.2	79
02001205	12	0.374	9.5	89
02001405	14	0.390	9.9	99
02001605	16	0.417	10.6	115
02001805	18	0.441	11.2	127
02002105	21	0.488	12.4	151
02002505	25	0.535	13.6	175
02003005	30	0.551	14.0	200
02003405	34	0.602	15.3	229
02004005	40	0.650	16.5	268
02004205	42	0.650	16.5	278
02005005	50	0.713	18.1	326
02006105	61	0.764	19.4	355
02006505	65	0.803	20.4	416
02008005	80	0.874	22.2	505

item no.	no. of conductors incl. ground	nominal outer-ø inch	mm	cable weight ≈ lbs/mft
➤ 19 AWG (≈ 23/32) • 0.75 mm <sup>2</sup>				
02000207	2	0.224	5.7	32
02000307	3	0.244	6.2	40
02000407	4	0.264	6.7	48
02000507	5	0.287	7.3	56
02000707	7	0.323	8.2	74
02000807	8	0.378	9.6	91
02000907	9	0.402	10.2	102
02001007	10	0.417	10.6	107
02001207	12	0.429	10.9	122
02001407	14	0.449	11.4	136
02001607	16	0.480	12.2	157
02001807	18	0.508	12.9	173
02002107	21	0.563	14.3	205
02002507	25	0.614	15.6	238
02003007	30	0.642	16.3	280
02003407	34	0.701	17.8	318
02004007	40	0.748	19.0	367
02004207	42	0.748	19.0	380
02005007	50	0.827	21.0	452
02006107	61	0.886	22.5	540
02006507	65	0.941	23.9	584
02008007	80	1.012	25.7	699

item no.	no. of conductors incl. ground	nominal outer-ø inch	mm	cable weight ≈ lbs/mft
➤ 18 AWG (≈ 30/32) • 1.00 mm <sup>2</sup>				
02000210	2	0.232	5.9	36
02000310	3	0.252	6.4	45
02000410	4	0.276	7.0	55
02000510	5	0.307	7.8	68
02000710	7	0.335	8.5	86
02000810	8	0.390	9.9	106
02000910	9	0.425	10.8	122
02001010	10	0.433	11.0	127
02001210	12	0.445	11.3	142
02001410	14	0.476	12.1	164
02001610	16	0.500	12.7	183
02001810	18	0.535	13.6	208
02002110	21	0.591	15.0	244
02002510	25	0.646	16.4	284
02003010	30	0.669	17.0	328
02003410	34	0.728	18.5	374
02004010	40	0.783	19.9	437
02004210	42	0.783	19.9	455
02005010	50	0.862	21.9	532
02006110	61	0.929	23.6	644
02006510	65	0.976	24.8	688
02008010	80	1.063	27.0	835

Continued on next page

E-mail: [info@sabcable.com](mailto:info@sabcable.com)



Web site: [www.sabcable.com](http://www.sabcable.com)

# FLEXIBLE CONTROL CABLES



## CC 500 Flexible control cable with numbered conductors

ÖZ-J VDE-Reg.-Nr. 7000 CC 500 50 x 0,5 mm<sup>2</sup> CE



A  
26

Marking for CC 500 02005005:  
SAB BRÖCKSKES · D-VIERSEN · ÖZ-J VDE-Reg.-Nr. 7000 CC 500 50 x 0,5 mm<sup>2</sup> CE

CC 500 is a multi-conductor, flexible power and control cable designed for use in all electrical equipment in dry, damp and wet conditions. Recommended applications include machine tools, assembly lines, control systems, data processing equipment, CNC machining centers, connections between control panels and machines, grinding machines and bottling equipment.

### Construction:

<b>Conductor:</b>	bare copper strands acc. to IEC 60228, EN 60228, VDE 0295, class 5
<b>Insulation:</b>	PVC, T12 acc. to DIN VDE 0281 part 1 + HD 21.1
<b>Color code:</b>	black conductors with consecutive numbers acc. to EN 50334; green-yellow earth wire from 3 conductors
<b>Stranding:</b>	in layers
<b>Jacket material:</b>	PVC, TM2 acc. to DIN VDE 0281 part 1 + HD 21.1
<b>Jacket color:</b>	gray

### Outstanding features:

- ▶ flexible
- ▶ numbered conductors
- ▶ small bending radius

### Technical data:

<b>Nominal voltage:</b>	U <sub>0</sub> /U 300/500 V
<b>Testing voltage U:</b>	3000 V acc. to DIN VDE 0281 part 2 + HD 21.2
<b>Min. bending radius</b>	
<i>fixed installation:</i>	< 12 mm = 3 x O.D. > 12 mm = 4 x O.D.
<i>free movement:</i>	< 12 mm = 5 x O.D. > 12 mm = 6 x O.D.
<b>Radiation resistance:</b>	8 x 10 <sup>7</sup> cJ/kg
<b>Temperature range</b>	
<i>static:</i>	-40/+70 °C
<i>flexing:</i>	+5/+70 °C
<b>Burning characteristics:</b>	flame retardant and self-extinguishing acc. to IEC 60332-1-2 + EN 60332-1-2
<b>Oil resistance:</b>	acc. to internal standard, see page N/27
<b>Chem. resistance:</b>	see page N/9
<b>Absence of harmful substances:</b>	acc. to RoHS directive of the European Union see page N/28

item no.	no. of conductors incl. ground	nominal outer-ø inch	mm	cable weight ≈ lbs/mft
▶ 16 AWG (≈ 27-29/30) • 1.50 mm <sup>2</sup>				
02000215	2	0.264	6.7	48
02000315	3	0.280	7.1	58
02000415	4	0.311	7.9	73
02000515	5	0.339	8.6	87
02000715	7	0.378	9.6	116
02000815	8	0.441	11.2	141
02000915	9	0.480	12.2	157
02001015	10	0.488	12.4	165
02001215	12	0.504	12.8	190
02001415	14	0.535	13.6	218
02001615	16	0.563	14.3	245
02001815	18	0.602	15.3	278
02002115	21	0.665	16.9	327
02002515	25	0.728	18.5	383
02003015	30	0.760	19.3	450
02003415	34	0.827	21.0	511
02004015	40	0.890	22.6	599
02004215	42	0.890	22.6	622
02005015	50	0.976	24.8	732
02006115	61	1.051	26.7	884
02006515	65	1.114	28.3	954
02008015	80	1.201	30.5	1148

item no.	no. of conductors incl. ground	nominal outer-ø inch	mm	cable weight ≈ lbs/mft
▶ 14 AWG (≈ 46/30) • 2.50 mm <sup>2</sup>				
02000225	2	0.319	8.1	72
02000325	3	0.339	8.6	89
02000425	4	0.374	9.5	112
02000525	5	0.417	10.6	138
02000725	7	0.457	11.6	177
02000825	8	0.543	13.8	220
02000925	9	0.587	14.9	247
02001025	10	0.598	15.2	258
02001225	12	0.618	15.7	296
02001425	14	0.654	16.6	341
02001625	16	0.689	17.5	384
02001825	18	0.736	18.7	431
02002125	21	0.823	20.9	515
02002525	25	0.898	22.8	597
▶ 12 AWG (≈ 52/28) • 4.00 mm <sup>2</sup>				
02000340	3	0.402	10.2	132
02000440	4	0.445	11.3	166
02000540	5	0.496	12.6	205
02000740	7	0.547	13.9	269

item no.	no. of conductors incl. ground	nominal outer-ø inch	mm	cable weight ≈ lbs/mft
▶ 10 AWG (≈ 78/28) • 6.00 mm <sup>2</sup>				
02000360	3	0.476	12.1	192
02000460	4	0.520	13.2	237
02000560	5	0.587	14.9	298
02000760	7	0.646	16.4	390
▶ 8 AWG (≈ 77/26) • 10.00 mm <sup>2</sup>				
02000461	4	0.673	17.1	403
02000561	5	0.760	19.3	504
02000761	7	0.835	21.2	659
▶ 6 AWG (≈ 122/26) • 16.00 mm <sup>2</sup>				
02000462	4	0.831	21.1	617
02000562	5	0.929	23.6	765
02000762	7	1.024	26.0	1004
▶ 4 AWG (≈ 190/26) • 25.00 mm <sup>2</sup>				
02000463	4	1.004	25.5	966
02000563	5	1.126	28.6	1212
02000763	7	1.244	31.6	1587
▶ 2 AWG (≈ 272/26) • 35.00 mm <sup>2</sup>				
02000464	4	1.161	29.5	1334
02000564	5	1.295	32.9	1669
02000764	7	1.433	36.4	2190
▶ 1 AWG (≈ 400/26) • 50.00 mm <sup>2</sup>				
02000465	4	1.335	33.9	1824

Other dimensions and colors are possible on request.

E-mail: [info@sabcable.com](mailto:info@sabcable.com)



Web site: [www.sabcable.com](http://www.sabcable.com)

# FLEXIBLE CONTROL CABLES

## CC 500 CY (TR) Shielded flexible control cable with black conductors



VDE-Reg.-Nr. 7000 CC 500 CY (TR) 4 x 1,0 mm<sup>2</sup> CE

Marking for CC 500 CY (TR) 02440410:  
SAB BRÖCKSKES · D-VIERSEN · ÖZCuY-J (TR) VDE-Reg.-Nr. 7000 CC 500 CY (TR) 4 x 1,0 mm<sup>2</sup> CE

**A**  
**27**

CC 500 CY is a multi-conductor, shielded, flexible power and control cable designed for use in all electrical equipment in dry, damp and wet conditions. An overall tinned copper shield is recommended whenever electrical interference distorts signal transmission, or when EMI emissions need to be suppressed. Recommended applications include machine tools, assembly lines, control systems, data processing equipment, CNC machining centers, connections between control panels and machines, grinding machines and bottling equipment.

### Construction:

<b>Conductor:</b>	bare copper strands acc. to IEC 60228, EN 60228, VDE 0295, class 5
<b>Insulation:</b>	PVC, TI2 acc. to DIN VDE 0281 part 1 HD + 21.1
<b>Color code:</b>	black conductors with consecutive numbers acc. to EN 50334; green-yellow earth wire from 3 conductors
<b>Stranding:</b>	in layers
<b>Inner jacket:</b>	PVC, TM2 acc. to DIN VDE 0281 part 1 HD + 21.1
<b>Screen:</b>	tinned copper braiding
<b>Jacket material:</b>	PVC, TM2 acc. to DIN VDE 0281 part 1 HD + 21.1
<b>Jacket color:</b>	<b>CC 500 CY:</b> gray <b>CC 500 CY (TR):</b> transparent

### Technical data:

<b>Nominal voltage:</b>	U <sub>0</sub> /U 300/500 V
<b>Testing voltage U:</b>	3000 V acc. to DIN VDE 0281 part 2 + HD 21.2; conductor/screen 1000 V
<b>Min. bending radius</b>	
<i>fixed installation:</i>	5 x O.D.
<i>free movement:</i>	10 x O.D.
<b>Radiation resistance:</b>	8 x 10 <sup>7</sup> cJ/kg
<b>Temperature range</b>	
<i>static:</i>	-40/+70 °C
<i>flexing:</i>	+5/+70 °C
<b>Burning characteristics:</b>	flame retardant and self-extinguishing acc. to IEC 60332-1-2 + EN 60332-1-2
<b>Oil resistance:</b>	acc. to internal standard, see page N/27
<b>Chem. resistance:</b>	see page N/9
<b>Absence of harmful substances:</b>	acc. to RoHS directive of the European Union see page N/28

### Outstanding features:

- good EMC characteristics
- flexible
- high mechanical loading capacity

item no.	no. of conductors incl. ground	nominal outer-ø inch	mm	cable weight ≈ lbs/mft	item no.	no. of conductors incl. ground	nominal outer-ø inch	mm	cable weight ≈ lbs/mft	item no.	no. of conductors incl. ground	nominal outer-ø inch	mm	cable weight ≈ lbs/mft
<b>▶ 20 AWG (≈ 16/32) • 0.50 mm<sup>2</sup></b>					<b>▶ 18 AWG (≈ 30/32) • 1.00 mm<sup>2</sup></b>					<b>▶ 16 AWG (≈ 27-29/30) • 1.50 mm<sup>2</sup></b>				
02440205	2	0.287	7.3	48	02440210	2	0.327	8.3	73	02440215	2	0.358	9.1	83
02440305	3	0.307	7.8	56	02440310	3	0.339	8.6	81	02440315	3	0.374	9.5	98
02440405	4	0.319	8.1	62	02440410	4	0.370	9.4	97	02440415	4	0.398	10.1	113
02440505	5	0.343	8.7	72	02440510	5	0.394	10.0	111	02440515	5	0.441	11.2	140
02440705	7	0.374	9.5	87	02440710	7	0.437	11.1	136	02440715	7	0.480	12.2	167
02441205	12	0.476	12.1	141	02441210	12	0.563	14.3	204	02441215	12	0.622	15.8	265
02441805	18	0.551	14.0	190	02441810	18	0.650	16.5	284	02441815	18	0.728	18.5	376
02442505	25	0.654	16.6	261	02442510	25	0.772	19.6	392	02442515	25	0.854	21.7	513
02443405	34	0.720	18.3	326	02443410	34	0.854	21.7	507	02443415	34	0.953	24.2	650
02444205	42	0.776	19.7	388	02444210	42	0.909	23.1	597	02444215	42	1.016	25.8	777
02445005	50	0.839	21.3	440	02445010	50	0.992	25.2	685	02445015	50	1.118	28.4	914
02446105	61	0.890	22.6	513	02446110	61	1.063	27.0	798	02446115	61	1.224	30.1	1067
<b>▶ 19 AWG (≈ 23/32) • 0.75 mm<sup>2</sup></b>					<b>▶ 14 AWG (≈ 46/30) • 2.50 mm<sup>2</sup></b>									
02440207	2	0.319	8.1	67	02440325	3	0.441	11.2	140					
02440307	3	0.331	8.4	75	02440425	4	0.476	12.1	164					
02440407	4	0.358	9.1	85	02440525	5	0.520	13.2	197					
02440507	5	0.382	9.7	101	02440725	7	0.575	14.6	249					
02440707	7	0.417	10.6	120	02441225	12	0.744	18.9	408					
02441207	12	0.539	13.7	178	02441825	18	0.862	21.9	569					
02441807	18	0.626	15.9	243										
02442507	25	0.740	18.8	343										
02443407	34	0.827	21.0	435										
02444207	42	0.874	22.2	512										
02445007	50	0.953	24.2	587										
02446107	61	1.012	25.7	687										

Other dimensions and colors are possible on request.

E-mail: [info@sabcable.com](mailto:info@sabcable.com)



Web site: [www.sabcable.com](http://www.sabcable.com)

# FLEXIBLE CONTROL CABLES



## CC 500 SY (TR) Steel braided flexible control cable with black conductors

Reg.-Nr. 7000 CC 500 SY (TR) 4 x 0,5 mm<sup>2</sup> CE



A  
28

Marking for CC 500 SY (TR) 02180405:

SAB BRÖCKSKES · D-VIERSEN · ÖSYZ-J (TR) VDE-Reg.-Nr. 7000 CC 500 SY (TR) 4 x 0,5 mm<sup>2</sup> CE

CC 500 SY is a multi-conductor, steel braided, flexible power and control cable. The steel wire braid provides excellent protection against mechanical abuse and EMI emissions. Recommended applications include machine tools, assembly lines, control systems, data processing equipment, CNC machining centers, connections between control panels and machines, grinding machines and bottling equipment.

### Construction:

<b>Conductor:</b>	bare copper strands acc. to IEC 60228, EN 60228, VDE 0295, class 5
<b>Insulation:</b>	PVC, T12 acc. to DIN VDE 0281 part 1 + HD 21.1
<b>Color code:</b>	black conductors with consecutive numbers acc. to EN 50334; green-yellow earth wire from 3 conductors
<b>Inner jacket:</b>	PVC, TM2 acc. to DIN VDE 0281 part 1 + HD 21.1
<b>Screen:</b>	galvanized steel wire braiding
<b>Stranding:</b>	in layers
<b>Jacket material:</b>	PVC, TM2 acc. to DIN VDE 0281 part 1 + HD 21.1
<b>Jacket color:</b>	<b>CC 500 SY:</b> gray <b>CC 500 SY (TR):</b> transparent

### Technical data:

<b>Nominal voltage:</b>	U <sub>0</sub> /U 300/500 V
<b>Testing voltage U:</b>	3000 V acc. to DIN VDE 0281 part 2 + HD 21.2
<b>Min. bending radius</b>	
<i>fixed installation:</i>	5 x O.D.
<i>free movement:</i>	10 x O.D.
<b>Radiation resistance:</b>	8 x 10 <sup>7</sup> cJ/kg
<b>Temperature range</b>	
<i>static:</i>	-40/+70 °C
<i>flexing:</i>	+5/+70 °C
<b>Burning characteristics:</b>	flame retardant and self-extinguishing acc. to IEC 60332-1-2 + EN 60332-1-2
<b>Oil resistance:</b>	acc. to internal standard, see page N/27
<b>Chem. resistance:</b>	see page N/9
<b>Absence of harmful substances:</b>	acc. to RoHS directive of the European Union see page N/28

### Outstanding features:

- flexible
- high mechanical loading capacity

item no.	no. of conductors incl. ground	nominal outer-ø inch	mm	cable weight ≈ lbs/mft
<b>▶ 20 AWG (≈ 16/32) • 0.50 mm<sup>2</sup></b>				
02180205	2	0.303	7.7	50
02180305	3	0.315	8.0	56
02180405	4	0.331	8.4	64
02180505	5	0.358	9.1	75
02180705	7	0.382	9.7	87
02181005	10	0.457	11.6	116
02181205	12	0.476	12.1	130
02181405	14	0.500	12.7	147
02181805	18	0.559	14.2	187
02182105	21	0.606	15.4	216
02182505	25	0.654	16.6	243
02183005	30	0.669	17.0	270
02183405	34	0.720	18.3	304
02184005	40	0.776	19.7	358
02185005	50	0.839	21.3	416
02186105	61	0.890	22.6	487
02188005	80	1.008	25.6	622

item no.	no. of conductors incl. ground	nominal outer-ø inch	mm	cable weight ≈ lbs/mft
<b>▶ 19 AWG (≈ 23/32) • 0.75 mm<sup>2</sup></b>				
02180207	2	0.327	8.3	60
02180307	3	0.339	8.6	68
02180407	4	0.366	9.3	79
02180507	5	0.390	9.9	90
02180707	7	0.409	10.4	106
02180907	9	0.516	13.1	158
02181007	10	0.520	13.2	153
02181207	12	0.547	13.9	182
02181407	14	0.567	14.4	196
02181807	18	0.622	15.8	239
02182107	21	0.681	17.3	281
02182507	25	0.740	18.8	321
02183007	30	0.768	19.5	364
02183407	34	0.823	20.9	409
02184007	40	0.882	22.4	474
02185007	50	0.953	24.2	554
02186107	61	1.020	25.9	657
02188007	80	1.146	29.1	830

item no.	no. of conductors incl. ground	nominal outer-ø inch	mm	cable weight ≈ lbs/mft
<b>▶ 18 AWG (≈ 30/32) • 1.00 mm<sup>2</sup></b>				
02180210	2	0.335	8.5	65
02180310	3	0.346	8.8	73
02180410	4	0.378	9.6	87
02180510	5	0.406	10.3	104
02180710	7	0.437	11.1	125
02180810	8	0.504	12.8	159
02180910	9	0.539	13.7	185
02181010	10	0.551	14.0	183
02181210	12	0.563	14.3	201
02181410	14	0.594	15.1	225
02181810	18	0.650	16.5	278
02182010	20	0.677	17.2	302
02182510	25	0.772	19.6	369
02183010	30	0.795	20.2	415
02183410	34	0.846	21.5	469
02184110	41	0.913	23.2	552
02185010	50	1.004	25.5	655
02186110	61	1.063	27.0	765
02188010	80	1.197	30.4	970

Continued on next page

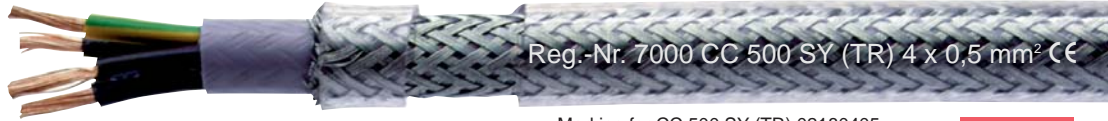
E-mail: [info@sabcable.com](mailto:info@sabcable.com)



Web site: [www.sabcable.com](http://www.sabcable.com)

# FLEXIBLE CONTROL CABLES

## CC 500 SY (TR) Steel braided flexible control cable with black conductors



Reg.-Nr. 7000 CC 500 SY (TR) 4 x 0,5 mm<sup>2</sup> CE

Marking for CC 500 SY (TR) 02180405:  
SAB BRÖCKSKES · D-VIERSEN · ÖSYZ-J (TR) VDE-Reg.-Nr. 7000 CC 500 SY (TR) 4 x 0,5 mm<sup>2</sup> CE

A  
29

CC 500 SY is a multi-conductor, steel braided, flexible power and control cable. The steel wire braid provides excellent protection against mechanical abuse and EMI emissions. Recommended applications include machine tools, assembly lines, control systems, data processing equipment, CNC machining centers, connections between control panels and machines, grinding machines and bottling equipment.

### Construction:

<b>Conductor:</b>	bare copper strands acc. to IEC 60228, EN 60228, VDE 0295, class 5
<b>Insulation:</b>	PVC, T12 acc. to DIN VDE 0281 part 1 + HD 21.1
<b>Color code:</b>	black conductors with consecutive numbers acc. to EN 50334; green-yellow earth wire from 3 conductors
<b>Inner jacket:</b>	PVC, TM2 acc. to DIN VDE 0281 part 1 + HD 21.1
<b>Screen:</b>	galvanized steel wire braiding
<b>Stranding:</b>	in layers
<b>Jacket material:</b>	PVC, TM2 acc. to DIN VDE 0281 part 1 + HD 21.1
<b>Jacket color:</b>	<b>CC 500 SY:</b> gray <b>CC 500 SY (TR):</b> transparent

### Technical data:

<b>Nominal voltage:</b>	U <sub>0</sub> /U 300/500 V
<b>Testing voltage U:</b>	3000 V acc. to DIN VDE 0281 part 2 + HD 21.2
<b>Min. bending radius</b>	
<i>fixed installation:</i>	5 x O.D.
<i>free movement:</i>	10 x O.D.
<b>Radiation resistance:</b>	8 x 10 <sup>7</sup> cJ/kg
<b>Temperature range</b>	
<i>static:</i>	-40/+70 °C
<i>flexing:</i>	+5/+70 °C
<b>Burning characteristics:</b>	flame retardant and self-extinguishing acc. to IEC 60332-1-2 + EN 60332-1-2
<b>Oil resistance:</b>	acc. to internal standard, see page N/27
<b>Chem. resistance:</b>	see page N/9
<b>Absence of harmful substances:</b>	acc. to RoHS directive of the European Union see page N/28

### Outstanding features:

- flexible
- high mechanical loading capacity

item no.	no. of conductors incl. ground	nominal outer-ø inch	mm	cable weight ≈ lbs/mft	item no.	no. of conductors incl. ground	nominal outer-ø inch	mm	cable weight ≈ lbs/mft	item no.	no. of conductors incl. ground	nominal outer-ø inch	mm	cable weight ≈ lbs/mft
<b>▶ 16 AWG (≈ 27-29/30) • 1.50 mm<sup>2</sup></b>					<b>▶ 14 AWG (≈ 46/30) • 2.50 mm<sup>2</sup></b>					<b>▶ 10 AWG (≈ 78/28) • 6.00 mm<sup>2</sup></b>				
02180215	2	0.366	9.3	79	02180225	2	0.421	10.7	110	02180460	4	0.646	16.4	310
02180315	3	1.563	39.7	91	02180325	3	0.441	11.2	128	02180560	5	0.701	17.8	372
02180415	4	0.406	10.3	105	02180425	4	0.476	12.1	153	02180760	7	0.772	19.6	475
02180515	5	0.441	11.2	126	02180525	5	0.520	13.2	183	<b>▶ 8 AWG (≈ 77/26) • 10.00 mm<sup>2</sup></b>				
02180615	6	0.480	12.2	152	02180625	6	0.571	14.5	226	02180461	4	0.799	20.3	491
02180715	7	0.480	12.2	159	02180725	7	0.575	14.6	238	02180561	5	0.882	22.4	605
02180815	8	0.563	14.3	208	02181225	12	0.744	18.9	380	02180761	7	0.961	24.4	761
02180915	9	0.591	15.0	229	02181425	14	0.780	19.8	427	<b>▶ 6 AWG (≈ 122/26) • 16.00 mm<sup>2</sup></b>				
02181015	10	0.606	15.4	228	02181825	18	0.858	21.8	532	02180462	4	0.957	24.3	719
02181215	12	0.622	15.8	253	02182125	21	0.953	24.2	628	02180562	5	1.063	27.0	895
02181415	14	0.654	16.6	288	02182525	25	1.031	26.2	715	02180762	7	1.165	29.6	1144
02181815	18	0.720	18.3	354	02183025	30	1.067	27.1	821	<b>▶ 4 AWG (≈ 190/26) • 25.00 mm<sup>2</sup></b>				
02182115	21	0.795	20.2	421	02183425	34	1.146	29.1	930	02180463	4	1.138	28.9	1097
02182515	25	0.854	21.7	478	02184025	40	1.256	31.9	1119	02180563	5	1.276	32.4	1386
02183015	30	0.886	22.5	547	02185025	50	1.362	34.6	1327	<b>▶ 2 AWG (≈ 272/26) • 35.00 mm<sup>2</sup></b>				
02183415	34	0.953	24.2	616	02186125	61	1.453	36.9	1569	02180464	4	1.311	33.3	1506
02184215	42	1.028	26.1	748	<b>▶ 12 AWG (≈ 52/28) • 4.00 mm<sup>2</sup></b>					02180564	5	1.449	36.8	1859
02185015	50	1.118	28.4	819	02180340	3	0.512	13.0	180	Other dimensions and colors are possible on request.				
02186115	61	1.185	30.1	1017	02180440	4	0.563	14.3	226					
02188015	80	1.358	34.5	1333	02180540	5	0.610	15.5	270					
					02180740	7	0.665	16.9	339					

E-mail: [info@sabcable.com](mailto:info@sabcable.com)



Web site: [www.sabcable.com](http://www.sabcable.com)


also available with blue and red conductors and black or orange jacket

# FLEXIBLE CONTROL CABLES



## CC 600 P Oil resistant, tear resistant, flexible PUR control cable with black conductors

Style 21060 80°C 600V CSA AWM I/II A/B 80°C 600V FT1 FT2 CE



A  
30

Marking for CC 600 P 02611805: SAB BRÖCKSKES · D-VIERSEN ·

02610510 5 x 1,0 mm<sup>2</sup> CC 600 P 18 AWG/5c 02611805 AWM Style 21060 80°C 600V CSA AWM I/II A/B 80°C 600V FT1 FT2 CE

CC 600 P is a multi-conductor, 600 V, 80°C oil resistant control cable. The specially blended polyurethane jacket provides an excellent chemical and abrasion resistance as well as being tear resistant and halogen free with low flame propagation. For use in harsh environments.

### Construction:

<b>Conductor:</b>	bare copper strands acc. to IEC 60228, EN 60228, VDE 0295, class 5
<b>Insulation:</b>	PVC, T12 acc. to DIN VDE 0281 part 1 + HD 21.1
<b>Color code:</b>	black conductors with consecutive numbers acc. to EN 50334; green-yellow earth wire from 3 conductors
<b>Stranding:</b>	in layers, 2 conductors and > 8 conductors wrapping with non-woven tape over the outer layer
<b>Inner jacket:</b>	above 12 AWG: PVC TM2 acc. to DIN VDE 0281 part 1 + HD 21.1
<b>Jacket material:</b>	PU acc. to UL 758
<b>Jacket color:</b>	gray

### Outstanding features:

- oil resistant
- abrasion resistant
- notch resistant
- good chemical resistance

### Technical data:

<b>Nominal voltage:</b>	<b>DIN VDE</b> Uo/U 300/500 V	<b>UL/CSA</b> 600 V
<b>Testing voltage U:</b>	3000 V acc. to DIN VDE 0281 part 2 + HD 21.2	
<b>Min. bending radius</b>		
<i>fixed installation:</i>	< 12 mm = 3 x O.D. > 12 mm = 4 x O.D.	
<i>free movement:</i>	< 12 mm = 5 x O.D. > 12 mm = 6 x O.D.	
<b>Radiation resistance:</b>	5 x 10 <sup>7</sup> cJ/kg	
<b>Temperature range</b>	<b>DIN VDE</b> -40/+70 °C	<b>UL/CSA:</b> up to +80 °C
<i>static:</i>		
<i>flexing:</i>	+5/+70 °C	
<b>Burning characteristics:</b>	flame retardant and self-extinguishing acc. to IEC 60332-1-2 + EN 60332-1-2, UL VW-1, CSA FT1 and FT2	
<b>Oil resistance:</b>	very good - oil rating 60°C acc. to UL 1581	
<b>Chem. resistance:</b>	good against acids, alkalines, solvents, hydraulic liquids etc.	
<b>Absence of harmful substances:</b>	acc. to RoHS directive of the European Union see page N/28	

item no.	no. of conductors incl. ground	nominal outer-ø inch	nominal outer-ø mm	cable weight ≈ lbs/mft	item no.	no. of conductors incl. ground	nominal outer-ø inch	nominal outer-ø mm	cable weight ≈ lbs/mft	item no.	no. of conductors incl. ground	nominal outer-ø inch	nominal outer-ø mm	cable weight ≈ lbs/mft
<b>▶ 20 AWG (≈ 16/32) • 0.50 mm<sup>2</sup></b>					<b>▶ 18 AWG (≈ 30/32) • 1.00 mm<sup>2</sup></b>					<b>▶ 14 AWG (≈ 46/30) • 2.50 mm<sup>2</sup></b>				
02612002	2	0.244	6.2	32	02611802	2	0.272	6.9	43	02611402	2	0.343	8.7	75
02612003	3	0.252	6.4	38	02611803	3	0.280	7.1	51	02611403	3	0.358	9.1	94
02612004	4	0.268	6.8	44	02611804	4	0.303	7.7	61	02611404	4	0.386	9.8	114
02612005	5	0.291	7.4	53	02611805	5	0.327	8.3	74	02611405	5	0.421	10.7	140
02612007	7	0.311	7.9	65	02611807	7	0.378	9.6	99	02611407	7	0.496	12.6	194
02612009	9	0.374	9.5	81	02611809	9	0.429	10.9	116	02611409	9	0.587	14.9	235
02612012	12	0.398	10.1	97	02611812	12	0.453	11.5	139	02611412	12	0.602	15.3	277
02612018	18	0.457	11.6	136	02611818	18	0.528	13.4	200	02611418	18	0.717	18.2	412
02612025	25	0.539	13.7	178	02611825	25	0.630	16.0	267	02611425	25	0.913	23.2	595
02612030	30	0.555	14.1	206	02611830	30	0.657	16.7	312	<b>▶ 12 AWG (≈ 52/28) • 4.00 mm<sup>2</sup></b>				
02612034	34	0.598	15.2	233	02611834	34	0.709	18.0	355	02611203	3	0.469	11.9	157
02612042	42	0.654	16.6	290	02611842	42	0.756	19.2	431	02611204	4	0.512	13.0	194
02612050	50	0.709	18.0	331	02611850	50	0.886	22.5	542	02611205	5	0.547	13.9	230
					<b>▶ 16 AWG (≈ 27-29/30) • 1.50 mm<sup>2</sup></b>					<b>▶ 10 AWG (≈ 78/28) • 6.00 mm<sup>2</sup></b>				
					02611602	2	0.295	7.5	53	02611004	4	0.579	14.7	264
					02611603	3	0.307	7.8	65	02611005	5	0.634	16.1	324
					02611604	4	0.331	8.4	78	<b>▶ 8 AWG (≈ 77/26) • 10.00 mm<sup>2</sup></b>				
					02611605	5	0.358	9.1	94	02610804	4	0.728	18.5	433
					02611607	7	0.417	10.6	128	Other dimensions and colors are possible on request.				
					02611609	9	0.480	12.2	151					
					02611612	12	0.504	12.8	182					
					02611618	18	0.587	14.9	263					
					02611625	25	0.709	18.0	360					
					02611630	30	0.732	18.6	420					
					02611634	34	0.791	20.1	528					
					02611642	42	0.902	22.9	629					
					02611650	50	0.984	25.0	726					

E-mail: [info@sabcable.com](mailto:info@sabcable.com)



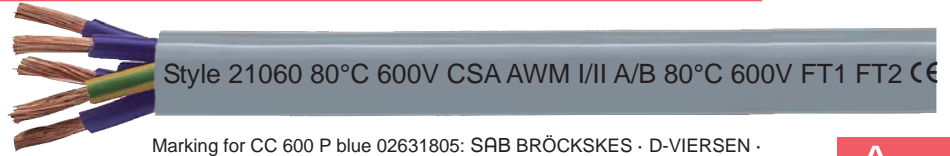
Web site: [www.sabcable.com](http://www.sabcable.com)



# FLEXIBLE CONTROL CABLES

also available with black and red conductors and black or orange jacket

## CC 600 P blue Oil resistant, tear resistant, flexible PUR control cable with blue conductors



Marking for CC 600 P blue 02631805: SAB BRÖCKSKES · D-VIERSEN ·

02630510 5 x 1,0 mm<sup>2</sup> CC 600 P blue 18 AWG/5c 02631805 AWM Style 21060 80°C 600V CSA AWM I/II A/B 80°C 600V FT1 FT2 CE

CC 600 P blue is a multi-conductor, 600 V, 80°C oil resistant control cable. The specially blended polyurethane jacket provides an excellent chemical and abrasion resistance as well as being tear resistant and halogen free with low flame propagation. For use in harsh environments.

A  
31

### Construction:

<b>Conductor:</b>	bare copper strands acc. to IEC 60228, EN 60228, VDE 0295, class 5
<b>Insulation:</b>	PVC, T12 acc. to DIN VDE 0281 part 1 + HD 21.1
<b>Color code:</b>	blue conductors with consecutive numbers acc. to EN 50334; green-yellow earth wire from 3 conductors
<b>Stranding:</b>	in layers, 2 conductors and > 8 conductors wrapping with non-woven tape over the outer layer
<b>Inner jacket:</b>	above 12 AWG: PVC TM2 acc. to DIN VDE 0281 part 1 + HD 21.1
<b>Jacket material:</b>	PU acc. to UL 758
<b>Jacket color:</b>	gray

### Outstanding features:

- oil resistant
- abrasion resistant
- notch resistant
- good chemical resistance

### Technical data:

<b>Nominal voltage:</b>	<b>DIN VDE</b> Uo/U 300/500 V	<b>UL/CSA</b> 600 V
<b>Testing voltage U:</b>	3000 V acc. to DIN VDE 0281 part 2 + HD 21.2	
<b>Min. bending radius</b>		
<i>fixed installation:</i>	< 12 mm = 3 x O.D. > 12 mm = 4 x O.D.	
<i>free movement:</i>	< 12 mm = 5 x O.D. > 12 mm = 6 x O.D.	
<b>Radiation resistance:</b>	5 x 10 <sup>7</sup> cJ/kg	
<b>Temperature range</b>	<b>DIN VDE</b> -40/+70 °C	<b>UL/CSA:</b> up to +80 °C
<i>static:</i>		
<i>flexing:</i>	+5/+70 °C	
<b>Burning characteristics:</b>	flame retardant and self-extinguishing acc. to IEC 60332-1-2 + EN 60332-1-2, UL VW-1, CSA FT1 and FT2	
<b>Oil resistance:</b>	very good - oil rating 60°C acc. to UL 1581	
<b>Chem. resistance:</b>	good against acids, alkalines, solvents, hydraulic liquids etc.	
<b>Absence of harmful substances:</b>	acc. to RoHS directive of the European Union see page N/28	

item no.	no. of conductors incl. ground	nominal outer-ø inch	nominal outer-ø mm	cable weight ≈ lbs/mft	item no.	no. of conductors incl. ground	nominal outer-ø inch	nominal outer-ø mm	cable weight ≈ lbs/mft	item no.	no. of conductors incl. ground	nominal outer-ø inch	nominal outer-ø mm	cable weight ≈ lbs/mft
<b>▶ 20 AWG (≈ 16/32) • 0.50 mm<sup>2</sup></b>					<b>▶ 18 AWG (≈ 30/32) • 1.00 mm<sup>2</sup></b>					<b>▶ 14 AWG (≈ 46/30) • 2.50 mm<sup>2</sup></b>				
02632002	2	0.244	6.2	32	02631802	2	0.272	6.9	43	02631402	2	0.343	8.7	75
02632003	3	0.252	6.4	38	02631803	3	0.280	7.1	51	02631403	3	0.358	9.1	94
02632004	4	0.268	6.8	44	02631804	4	0.303	7.7	61	02631404	4	0.386	9.8	114
02632005	5	0.291	7.4	53	02631805	5	0.327	8.3	74	02631405	5	0.421	10.7	140
02632007	7	0.311	7.9	65	02631807	7	0.378	9.6	99	02631407	7	0.496	12.6	194
02632009	9	0.374	9.5	81	02631809	9	0.429	10.9	116	02631409	9	0.587	14.9	235
02632012	12	0.398	10.1	97	02631812	12	0.453	11.5	139	02631412	12	0.602	15.3	277
02632018	18	0.457	11.6	136	02631818	18	0.528	13.4	200	02631418	18	0.717	18.2	412
02632025	25	0.539	13.7	178	02631825	25	0.630	16.0	267	02631425	25	0.913	23.2	595
02632030	30	0.555	14.1	206	02631830	30	0.657	16.7	312	<b>▶ 12 AWG (≈ 52/28) • 4.00 mm<sup>2</sup></b>				
02632034	34	0.598	15.2	233	02631834	34	0.709	18.0	355	02631203	3	0.469	11.9	157
02632042	42	0.654	16.6	290	02631842	42	0.756	19.2	431	02631204	4	0.512	13.0	194
02632050	50	0.709	18.0	331	02631850	50	0.886	22.5	542	02631205	5	0.547	13.9	230
					<b>▶ 16 AWG (≈ 27-29/30) • 1.50 mm<sup>2</sup></b>					<b>▶ 10 AWG (≈ 78/28) • 6.00 mm<sup>2</sup></b>				
					02631602	2	0.295	7.5	53	02631004	4	0.579	14.7	264
					02631603	3	0.307	7.8	65	02631005	5	0.634	16.1	324
					02631604	4	0.331	8.4	78	<b>▶ 8 AWG (≈ 77/26) • 10.00 mm<sup>2</sup></b>				
					02631605	5	0.358	9.1	94	02630804	4	0.728	18.5	433
					02631607	7	0.417	10.6	128	Other dimensions and colors are possible on request.				
					02631609	9	0.480	12.2	151					
					02631612	12	0.504	12.8	182					
					02631618	18	0.587	14.9	263					
					02631625	25	0.709	18.0	360					
					02631630	30	0.732	18.6	420					
					02631634	34	0.791	20.1	528					
					02631642	42	0.902	22.9	629					
					02631650	50	0.984	25.0	726					

E-mail: [info@sabcable.com](mailto:info@sabcable.com)



Web site: [www.sabcable.com](http://www.sabcable.com)


also available with black and blue conductors and black or orange jacket

# FLEXIBLE CONTROL CABLES



**CC 600 P red** Oil resistant, tear resistant, flexible PUR control cable with red conductors

Style 21060 80°C 600V CSA AWM I/II A/B 80°C 600V FT1 FT2 CE



**A**  
**32**

Marking for CC 600 P red 02641805: SAB BRÖCKSKES · D-VIERSEN · 02640510 5 x 1,0 mm<sup>2</sup> CC 600 P red 18 AWG/5c 02641805 AWM Style 21060 80°C 600V CSA AWM I/II A/B 80°C 600V FT1 FT2 CE

CC 600 P red is a multi-conductor, 600 V, 80°C oil resistant control cable. The specially blended polyurethane jacket provides an excellent chemical and abrasion resistance as well as being tear resistant and halogen free with low flame propagation. For use in harsh environments.

## Construction:

<b>Conductor:</b>	bare copper strands acc. to IEC 60228, EN 60228, VDE 0295, class 5
<b>Insulation:</b>	PVC, T12 acc. to DIN VDE 0281 part 1 + HD 21.1
<b>Color code:</b>	red conductors with consecutive numbers acc. to EN 50334; green-yellow earth wire from 3 conductors
<b>Stranding:</b>	in layers, 2 conductors and > 8 conductors wrapping with non-woven tape over the outer layer
<b>Inner jacket:</b>	above 12 AWG: PVC TM2 acc. to DIN VDE 0281 part 1 + HD 21.1
<b>Jacket material:</b>	PU acc. to UL 758
<b>Jacket color:</b>	gray

## Outstanding features:

- oil resistant
- abrasion resistant
- notch resistant
- good chemical resistance

## Technical data:

<b>Nominal voltage:</b>	<b>DIN VDE</b> U <sub>0</sub> /U 300/500 V	<b>UL/CSA</b> 600 V
<b>Testing voltage U:</b>	3000 V acc. to DIN VDE 0281 part 2 + HD 21.2	
<b>Min. bending radius</b>		
<i>fixed installation:</i>	< 12 mm = 3 x O.D. > 12 mm = 4 x O.D.	
<i>free movement:</i>	< 12 mm = 5 x O.D. > 12 mm = 6 x O.D.	
<b>Radiation resistance:</b>	5 x 10 <sup>7</sup> cJ/kg	
<b>Temperature range</b>	<b>DIN VDE</b> -40/+70 °C	<b>UL/CSA:</b> up to +80 °C
<i>static:</i>		
<i>flexing:</i>	+5/+70 °C	
<b>Burning characteristics:</b>	flame retardant and self-extinguishing acc. to IEC 60332-1-2 + EN 60332-1-2 UL VW-1, CSA FT1 and FT2	
<b>Oil resistance:</b>	very good - oil rating 60°C acc. to UL 1581	
<b>Chem. resistance:</b>	good against acids, alkalines, solvents, hydraulic liquids etc.	
<b>Absence of harmful substances:</b>	acc. to RoHS directive of the European Union see page N/28	

item no.	no. of conductors incl. ground	nominal outer-ø inch	outer-ø mm	cable weight ≈ lbs/mft	item no.	no. of conductors incl. ground	nominal outer-ø inch	outer-ø mm	cable weight ≈ lbs/mft	item no.	no. of conductors incl. ground	nominal outer-ø inch	outer-ø mm	cable weight ≈ lbs/mft
<b>▶ 20 AWG (≈ 16/32) • 0.50 mm<sup>2</sup></b>					<b>▶ 18 AWG (≈ 30/32) • 1.00 mm<sup>2</sup></b>					<b>▶ 14 AWG (≈ 46/30) • 2.50 mm<sup>2</sup></b>				
02642002	2	0.244	6.2	32	02641802	2	0.272	6.9	43	02641402	2	0.343	8.7	75
02642003	3	0.252	6.4	38	02641803	3	0.280	7.1	51	02641403	3	0.358	9.1	94
02642004	4	0.268	6.8	44	02641804	4	0.303	7.7	61	02641404	4	0.386	9.8	114
02642005	5	0.291	7.4	53	02641805	5	0.327	8.3	74	02641405	5	0.421	10.7	140
02642007	7	0.311	7.9	65	02641807	7	0.378	9.6	99	02641407	7	0.496	12.6	194
02642009	9	0.374	9.5	81	02641809	9	0.429	10.9	116	02641409	9	0.587	14.9	235
02642012	12	0.398	10.1	97	02641812	12	0.453	11.5	139	02641412	12	0.602	15.3	277
02642018	18	0.457	11.6	136	02641818	18	0.528	13.4	200	02641418	18	0.717	18.2	412
02642025	25	0.539	13.7	178	02641825	25	0.630	16.0	267	02641425	25	0.913	23.2	595
02642030	30	0.555	14.1	206	02641830	30	0.657	16.7	312	<b>▶ 12 AWG (≈ 52/28) • 4.00 mm<sup>2</sup></b>				
02642034	34	0.598	15.2	233	02641834	34	0.709	18.0	355	02641203	3	0.469	11.9	157
02642042	42	0.654	16.6	290	02641842	42	0.756	19.2	431	02641204	4	0.512	13.0	194
02642050	50	0.709	18.0	331	02641850	50	0.886	22.5	542	02641205	5	0.547	13.9	230
<b>▶ 16 AWG (≈ 27-29/30) • 1.50 mm<sup>2</sup></b>					<b>▶ 10 AWG (≈ 78/28) • 6.00 mm<sup>2</sup></b>					<b>▶ 8 AWG (≈ 77/26) • 10.00 mm<sup>2</sup></b>				
02641602	2	0.295	7.5	53	02641004	4	0.579	14.7	264	02640804	4	0.728	18.5	433
02641603	3	0.307	7.8	65	02641005	5	0.634	16.1	324	Other dimensions and colors are possible on request.				
02641604	4	0.331	8.4	78										
02641605	5	0.358	9.1	94										
02641607	7	0.417	10.6	128										
02641609	9	0.480	12.2	151										
02641612	12	0.504	12.8	182										
02641618	18	0.587	14.9	263										
02641625	25	0.709	18.0	360										
02641630	30	0.732	18.6	420										
02641634	34	0.791	20.1	528										
02641642	42	0.902	22.9	629										
02641650	50	0.984	25.0	726										

E-mail: [info@sabcable.com](mailto:info@sabcable.com)



Web site: [www.sabcable.com](http://www.sabcable.com)



# FLEXIBLE CONTROL CABLES

also available with blue and red conductors and black or orange jacket

## CC 600 CP Oil resistant, tear resistant, flexible PUR shielded control cable



Marking for CC 600 CP 02811825: SAB BRÖCKSKES · D-VIERSEN ·

02812510 25 x 1,0 mm<sup>2</sup> CC 600 CP 18 AWG/25c 02811825 AWM Style 21060 80°C 600V CSA AWM I/II A/B 80°C 600V FT1 FT2 CE

CC 600 CP is a multi-conductor, 600 V, 80°C oil resistant shielded control cable. The specially blended polyurethane jacket provides an excellent chemical and abrasion resistance as well as being tear resistant and halogen free with low flame propagation. The overall tinned copper braid is recommended whenever electrical interference distorts signal transmission, or when EMI emissions need to be suppressed. For use in harsh environments.

A  
33

### Construction:

<b>Conductor:</b>	bare copper strands acc. to IEC 60228, EN 60228, VDE 0295, class 5
<b>Insulation:</b>	PVC, T12 acc. to DIN VDE 0281 part 1 + HD 21.1
<b>Color code:</b>	black conductors with consecutive numbers acc. to EN 50334; green-yellow earth wire from 3 conductors
<b>Stranding:</b>	in layers
<b>Wrapping:</b>	PETP foil
<b>Screen:</b>	tinned copper braiding
<b>Wrapping:</b>	non-woven tape
<b>Jacket material:</b>	PU acc. to UL 758
<b>Jacket color:</b>	gray

### Outstanding features:

- ▶ oil resistant
- ▶ abrasion resistant
- ▶ notch resistant
- ▶ good chemical resistance

### Technical data:

<b>Nominal voltage:</b>	<b>DIN VDE</b> U <sub>0</sub> /U 300/500 V	<b>UL/CSA</b> 600 V
<b>Testing voltage U:</b>	3000 V acc. to DIN VDE 0281 part 2 + HD 21.2 conductor/screen 1000 V	
<b>Min. bending radius</b>		
<i>fixed installation:</i>	5 x O.D.	
<i>free movement:</i>	10 x O.D.	
<b>Radiation resistance:</b>	5 x 10 <sup>7</sup> cJ/kg	
<b>Temperature range</b>	<b>DIN VDE</b>	<b>UL/CSA:</b> up to +80 °C
<i>static:</i>	-40/+70 °C	
<i>flexing:</i>	+5/+70 °C	
<b>Burning characteristics:</b>	flame retardant and self-extinguishing acc. to IEC 60332-1-2 + EN 60332-1-2, UL VW-1, CSA FT1 and FT2	
<b>Oil resistance:</b>	very good - oil rating 60°C acc. to UL 1581	
<b>Chem. resistance:</b>	good against acids, alkalines, solvents, hydraulic liquids etc.	
<b>Absence of harmful substances:</b>	acc. to RoHS directive of the European Union see page N/28	

item no.	no. of conductors incl. ground	nominal outer-ø inch	mm	cable weight ≈ lbs/mft
<b>▶ 20 AWG (≈ 16/32) • 0.50 mm<sup>2</sup></b>				
02812002	2	0.264	6.7	42
02812003	3	0.276	7.0	47
02812004	4	0.291	7.4	54
02812005	5	0.315	8.0	64
02812007	7	0.335	8.5	75
02812009	9	0.386	9.8	86
02812012	12	0.417	10.6	112
02812018	18	0.488	12.4	165
02812025	25	0.567	14.4	211
<b>▶ 19 AWG (≈ 23/32) • 0.75 mm<sup>2</sup></b>				
02811902	2	0.283	7.2	48
02811903	3	0.295	7.5	55
02811904	4	0.315	8.0	64
02811905	5	0.339	8.6	75
02811907	7	0.390	9.9	99
02811909	9	0.441	11.2	120
02811912	12	0.465	11.8	147
02811918	18	0.531	13.5	200
02811925	25	0.646	16.4	278

item no.	no. of conductors incl. ground	nominal outer-ø inch	mm	cable weight ≈ lbs/mft
<b>▶ 18 AWG (≈ 30/32) • 1.00 mm<sup>2</sup></b>				
02811802	2	0.291	7.4	53
02811803	3	0.303	7.7	61
02811804	4	0.327	8.3	72
02811805	5	0.350	8.9	85
02811807	7	0.402	10.2	113
02811809	9	0.457	11.6	135
02811812	12	0.480	12.2	167
02811818	18	0.555	14.1	233
02811825	25	0.669	17.0	324
<b>▶ 16 AWG (≈ 27-29/30) • 1.50 mm<sup>2</sup></b>				
02811603	3	0.331	8.4	75
02811604	4	0.354	9.0	89
02811605	5	0.382	9.7	107
02811607	7	0.449	11.4	151
02811609	9	0.508	12.9	173
02811612	12	0.531	13.5	212
02811618	18	0.634	16.1	319
02811625	25	0.744	18.9	421

item no.	no. of conductors incl. ground	nominal outer-ø inch	mm	cable weight ≈ lbs/mft
<b>▶ 14 AWG (≈ 46/30) • 2.50 mm<sup>2</sup></b>				
02811403	3	0.382	9.7	106
02811404	4	0.409	10.4	127
02811405	5	0.453	11.5	161
02811407	7	0.528	13.4	219
02811409	9	0.614	15.6	265
02811412	12	0.650	16.5	333
02811418	18	0.752	19.1	473
02811425	25	0.949	24.1	667
<b>▶ 12 AWG (≈ 52/28) • 4.00 mm<sup>2</sup></b>				
02811203	3	0.445	11.3	156
02811204	4	0.480	12.2	189
02811205	5	0.524	13.3	228
<b>▶ 10 AWG (≈ 78/28) • 6.00 mm<sup>2</sup></b>				
02811003	3	0.516	13.1	217
02811004	4	0.559	14.2	265
02811005	5	0.618	15.7	335
<b>▶ 8 AWG (≈ 77/26) • 10.00 mm<sup>2</sup></b>				
02810804	4	0.748	19.0	465

Other dimensions and colors are possible on request.



**Drain Wire available upon request!**

E-mail: [info@sabcable.com](mailto:info@sabcable.com)



Web site: [www.sabcable.com](http://www.sabcable.com)

also available with orange jacket

# FLEXIBLE CONTROL CABLES



## CC 500 P Oil resistant, tear resistant, flexible PUR control cable

BRÖCKSKES · D-VIERSEN · SAB 260 P CC 500 P 5 x 1,0 mm<sup>2</sup> CE



A  
34

Marking for CC 500 P 02600510:  
SAB BRÖCKSKES · D-VIERSEN · SAB 260 P CC 500 P 5 x 1,0 mm<sup>2</sup> CE

CC 500 P is a multi-conductor, flexible oil resistant control cable. The special polyurethane jacket provides an excellent chemical and abrasion resistance as well as being tear resistant. For use in harsh environments.

### Construction:

<b>Conductor:</b>	bare copper strands acc. to IEC 60228, EN 60228, VDE 0295, class 5
<b>Insulation:</b>	PVC, T12 acc. to DIN VDE 0281 part 1 + HD 21.1
<b>Color code:</b>	black conductors with consecutive numbers acc. to EN 50334; green-yellow earth wire from 3 conductors
<b>Stranding:</b>	in layers
<b>Inner jacket:</b>	above 12 AWG: PVC TM2 acc. to DIN VDE 0281 part 1 + HD 21.1
<b>Jacket material:</b>	PUR, TMPU acc. to DIN VDE 0282 part 10 + HD 21.10 with rough surface
<b>Jacket color:</b>	gray

### Outstanding features:

- ▶ oil resistant
- ▶ abrasion resistant
- ▶ notch resistant
- ▶ good chemical resistance

### Technical data:

<b>Nominal voltage:</b>	U <sub>0</sub> /U 300/500 V
<b>Testing voltage U:</b>	3000 V acc. to DIN VDE 0281 part 2 + HD 21.2
<b>Min. bending radius fixed installation:</b>	< 12 mm = 3 x O.D. > 12 mm = 4 x O.D.
<b>free movement:</b>	< 12 mm = 5 x O.D. > 12 mm = 6 x O.D.
<b>Radiation resistance:</b>	5 x 10 <sup>7</sup> cJ/kg
<b>Temperature range static:</b>	-40/+70 °C
<b>flexing:</b>	+5/+70 °C
<b>Oil resistance:</b>	very good - TMPU acc. to DIN VDE 0282 part 10 + HD 22.10
<b>Chem. resistance:</b>	good against acids, alkalines, solvents, hydraulic liquids etc.
<b>Absence of harmful substances:</b>	acc. to RoHS directive of the European Union see page N/28

item no.	no. of conductors incl. ground	nominal outer-ø inch	mm	cable weight ≈ lbs/mft
<b>▶ 20 AWG (≈ 16/32) • 0.50 mm<sup>2</sup></b>				
02600205	2	0.201	5.1	20
02600305	3	0.209	5.3	26
02600405	4	0.224	5.7	32
02600505	5	0.244	6.2	36
02600705	7	0.264	6.7	48
02601205	12	0.346	8.8	74
02601805	18	0.417	10.6	112
02602005	20	0.437	11.1	124
02602505	25	0.496	12.6	145
<b>▶ 19 AWG (≈ 23/32) • 0.75 mm<sup>2</sup></b>				
02600207	2	0.224	5.7	26
02600307	3	0.232	5.9	34
02600407	4	0.252	6.4	42
02600507	5	0.276	7.0	50
02600707	7	0.299	7.6	64
02601207	12	0.409	10.4	106
02601807	18	0.476	12.1	151
02602007	20	0.500	12.7	167
02602507	25	0.583	14.8	210

item no.	no. of conductors incl. ground	nominal outer-ø inch	mm	cable weight ≈ lbs/mft
<b>▶ 18 AWG (≈ 30/32) • 1.00 mm<sup>2</sup></b>				
02600210	2	0.232	5.9	30
02600310	3	0.240	6.1	40
02600410	4	0.260	6.6	48
02600510	5	0.287	7.3	58
02600710	7	0.311	7.9	75
02601210	12	0.425	10.8	124
02601810	18	0.496	12.6	179
02602010	20	0.520	13.2	198
02602510	25	0.606	15.4	248
<b>▶ 16 AWG (≈ 27-29/30) • 1.50 mm<sup>2</sup></b>				
02600215	2	0.256	6.5	38
02600315	3	0.268	6.8	51
02600415	4	0.291	7.4	63
02600515	5	0.319	8.1	77
02600715	7	0.346	8.8	99
02601215	12	0.476	12.1	165
02601815	18	0.571	14.5	247
02602015	20	0.598	15.2	271
02602515	25	0.681	17.3	334

item no.	no. of conductors incl. ground	nominal outer-ø inch	mm	cable weight ≈ lbs/mft
<b>▶ 14 AWG (≈ 46/30) • 2.50 mm<sup>2</sup></b>				
02600225	2	0.303	7.7	56
02600325	3	0.319	8.1	77
02600425	4	0.346	8.8	97
02600525	5	0.398	10.1	124
02600725	7	0.433	11.0	160
02601225	12	0.587	14.9	263
02601825	18	0.705	17.9	391
02602025	20	0.740	18.8	427
02602525	25	0.858	21.8	538
<b>▶ 12 AWG (≈ 52/28) • 4.00 mm<sup>2</sup></b>				
02600340	3	0.461	11.7	153
02600440	4	0.496	12.6	185
02600540	5	0.539	13.7	222
<b>▶ 10 AWG (≈ 78/28) • 6.00 mm<sup>2</sup></b>				
02600360	3	0.551	14.0	224
02600460	4	0.594	15.1	271
02600560	5	0.646	16.4	324
<b>▶ 8 AWG (≈ 77/26) • 10.00 mm<sup>2</sup></b>				
02600461	4	0.744	18.9	441

Other dimensions and colors are possible on request.

E-mail: [info@sabcable.com](mailto:info@sabcable.com)



Web site: [www.sabcable.com](http://www.sabcable.com)

# FLEXIBLE CONTROL CABLES

also available with orange jacket

## CC 500 CP Shielded oil resistant, tear resistant, flexible PUR control cable



Marking for CC 500 CP 02801210:  
SAB BRÖCKSKES · D-VIERSEN · SAB 260 CP CC 500 CP 12 x 1,0 mm² CE

A  
35

CC 500 CP is a multi-conductor, shielded, flexible oil resistant control cable. The special polyurethane jacket provides an excellent chemical and abrasion resistance as well as being tear resistant. An overall tinned copper shield is recommended whenever electrical interference distorts signal transmission, or when EMI emissions need to be suppressed. For use in harsh environments.

### Construction:

<b>Conductor:</b>	bare copper strands acc. to IEC 60228, EN 60228, VDE 0295, class 5
<b>Insulation:</b>	PVC, T12 acc. to DIN VDE 0281 part 1 + HD 21.1
<b>Color code:</b>	black conductors with consecutive numbers acc. to EN 50334; green-yellow earth wire from 3 conductors
<b>Stranding:</b>	in layers
<b>Wrapping:</b>	PETP foil
<b>Screen:</b>	tinned copper braiding
<b>Jacket material:</b>	PUR, TMPU acc. to DIN VDE 0282 part 10 + HD 22.10 with rough surface
<b>Jacket color:</b>	gray

### Outstanding features:

- ▶ good EMC characteristics
- ▶ oil resistant
- ▶ good chemical resistance
- ▶ abrasion resistant

### Technical data:

<b>Nominal voltage:</b>	U <sub>0</sub> /U 300/500 V
<b>Testing voltage U:</b>	3000 V acc. to DIN VDE 0281 part 2 + HD 21.2; conductor/screen 1000 V
<b>Min. bending radius</b>	
<i>fixed installation:</i>	5 x O.D.
<i>free movement:</i>	10 x O.D.
<b>Radiation resistance:</b>	5 x 10 <sup>7</sup> cJ/kg
<b>Temperature range</b>	
<i>static:</i>	-40/+70 °C
<i>flexing:</i>	+5/+70 °C
<b>Oil resistance:</b>	very good - TMPU acc. to DIN VDE 0282 part 10 + HD 22.10
<b>Chem. resistance:</b>	good against acids, alkalines, solvents, hydraulic liquids etc.
<b>Absence of harmful substances:</b>	acc. to RoHS directive of the European Union see page N/28

item no.	no. of conductors incl. ground	nominal outer-ø inch	mm	cable weight ≈ lbs/mft
<b>▶ 20 AWG (≈ 16/32) • 0.50 mm<sup>2</sup></b>				
02800205	2	0.209	5.3	24
02800305	3	0.220	5.6	29
02800405	4	0.236	6.0	36
02800505	5	0.256	6.5	43
02800705	7	0.276	7.0	52
02801205	12	0.354	9.0	82
02801805	18	0.437	11.1	132
02802505	25	0.512	13.0	168
<b>▶ 19 AWG (≈ 23/32) • 0.75 mm<sup>2</sup></b>				
02800207	2	0.232	5.9	30
02800307	3	0.244	6.2	37
02800407	4	0.264	6.7	45
02800507	5	0.287	7.3	56
02800707	7	0.311	7.9	69
02801207	12	0.425	10.8	122
02801807	18	0.492	12.5	173
02802507	25	0.606	15.4	246

item no.	no. of conductors incl. ground	nominal outer-ø inch	mm	cable weight ≈ lbs/mft
<b>▶ 18 AWG (≈ 30/32) • 1.00 mm<sup>2</sup></b>				
02800210	2	0.240	6.1	34
02800310	3	0.252	6.4	42
02800410	4	0.272	6.9	52
02800510	5	0.299	7.6	65
02800710	7	0.323	8.2	81
02801210	12	0.441	11.2	143
02801810	18	0.520	13.2	200
02802510	25	0.638	16.2	285
<b>▶ 16 AWG (≈ 27-29/30) • 1.50 mm<sup>2</sup></b>				
02800215	2	0.264	6.7	42
02800315	3	0.280	7.1	54
02800415	4	0.303	7.7	67
02800515	5	0.331	8.4	81
02800715	7	0.358	9.1	106
02801215	12	0.492	12.5	185
02801815	18	0.594	15.1	287
02802515	25	0.720	18.3	386

item no.	no. of conductors incl. ground	nominal outer-ø inch	mm	cable weight ≈ lbs/mft
<b>▶ 14 AWG (≈ 46/30) • 2.50 mm<sup>2</sup></b>				
02800225	2	0.311	7.9	61
02800325	3	0.331	8.4	79
02800425	4	0.358	9.1	99
02800525	5	0.413	10.5	136
02800725	7	0.453	11.5	174
02801225	12	0.614	15.6	300
02801825	18	0.728	18.5	442
02802525	25	0.882	22.4	589
<b>▶ 12 AWG (≈ 52/28) • 4.00 mm<sup>2</sup></b>				
02800340	3	0.394	10.0	119
02800440	4	0.437	11.1	158
02800540	5	0.480	12.2	196
<b>▶ 10 AWG (≈ 78/28) • 6.00 mm<sup>2</sup></b>				
02800460	4	0.504	12.8	222
02800560	5	0.571	14.5	280
<b>▶ 8 AWG (≈ 77/26) • 10.00 mm<sup>2</sup></b>				
02800461	4	0.661	16.8	388

Other dimensions and colors are possible on request.

E-mail: [info@sabcable.com](mailto:info@sabcable.com)



Web site: [www.sabcable.com](http://www.sabcable.com)


also available  
with blue and red  
conductors and black  
or orange jacket

# FLEXIBLE CONTROL CABLES



## CC 540 P Halogen free oil resistant control cable with colored conductors

SKES · D-VIERSEN · CC 540 P 450/750V 4 G 1,5 mm<sup>2</sup> CE



A  
36

Marking for CC 540 P 52690415:  
SAB BRÖCKSKES · D-VIERSEN · CC 540 P 450/750V 4 G 1,5 mm<sup>2</sup> CE

CC 540 P is a multi-conductor, flexible power supply cable with a rugged, abrasion resistant polyurethane jacket. The polyurethane jacket allows this cable to be used both indoors and outdoors, in wet, dry, cold or hot conditions. The cable is flame retardant and is colored safety yellow. Recommended applications include power supply for portable hand tools and appliances.

### Construction:

<b>Conductor:</b>	bare copper strands acc. to IEC 60228, EN 60228, VDE 0295, class 5
<b>Insulation:</b>	SABIX® 231
<b>Color code:</b>	colored acc. to HD 308 (VDE 0293 part 308); green-yellow earth wire from 3 conductors
<b>Stranding:</b>	in layers
<b>Jacket material:</b>	PUR, TMPU acc. to DIN VDE 0282 part 10 + HD 21.1
<b>Jacket color:</b>	yellow

### Outstanding features:

- ▶ oil resistant
- ▶ abrasion resistant
- ▶ notch resistant
- ▶ good chemical resistance

### Technical data:

<b>Nominal voltage:</b>	U <sub>o</sub> /U 300/500 V from 19 AWG - 18 AWG U <sub>o</sub> /U 450/750 V from 18 AWG - 6 AWG
<b>Testing voltage U:</b>	3000 V acc. to DIN VDE 0281 part 2 + HD 21.2
<b>Min. bending radius</b> <i>fixed installation:</i>	< 12 mm = 3 x O.D. > 12 mm = 4 x O.D.
<i>free movement:</i>	< 12 mm = 5 x O.D. > 12 mm = 6 x O.D.
<b>Radiation resistance:</b>	5 x 10 <sup>7</sup> cJ/kg
<b>Temperature range</b> <i>static:</i>	-40/+90 °C
<i>flexing:</i>	-30/+90 °C
<b>Zero halogen:</b>	acc. to DIN VDE 0472 part 815 and IEC 60754-1
<b>Burning characteristics:</b>	flame retardant and self-extinguishing acc. to IEC 60332-1-2 + EN 60332-1-2
<b>Corrosivity:</b>	in compliance with IEC 60754-2 and EN 50267-2-2 + VDE 0472 part 267-2-2 - no development of corrosive conflagration gases
<b>Oil resistance:</b>	very good - TMPU acc. to DIN VDE 0282 part 10 + HD 22.10
<b>Chem. resistance:</b>	good against acids, alkalines, solvents, hydraulic liquids etc.
<b>Flexibility:</b>	very good
<b>Weather resistance:</b>	good
<b>Absence of harmful substances:</b>	acc. to RoHS directive of the European Union see page N/28

### 300/500 V

item no.	no. of conductors incl. ground	nominal outer-ø inch	nominal outer-ø mm	cable weight ≈ lbs/mft
<b>▶ 19 AWG (≈ 23/32) • 0.75 mm<sup>2</sup></b>				
52690207	2	0.244	6.2	32
52690307	3	0.264	6.7	41
52690407	4	0.287	7.3	50
52690507	5	0.323	8.2	64
<b>▶ 18 AWG (≈ 30/32) • 1.00 mm<sup>2</sup></b>				
52690211	2	0.264	6.7	39
52690311	3	0.280	7.1	48
52690411	4	0.303	7.7	58
52690511	5	0.339	8.6	74

### 450/750 V

item no.	no. of conductors incl. ground	nominal outer-ø inch	nominal outer-ø mm	cable weight ≈ lbs/mft
<b>▶ 18 AWG (≈ 30/32) • 1.00 mm<sup>2</sup></b>				
52690210	2	0.295	7.5	46
52690310	3	0.311	7.9	56
52690410	4	0.346	8.8	71
52690510	5	0.390	9.9	91
<b>▶ 16 AWG (≈ 27-29/30) • 1.50 mm<sup>2</sup></b>				
52690215	2	0.327	8.3	58
52690315	3	0.346	8.8	71
52690415	4	0.386	9.8	90
52690515	5	0.421	10.7	112
<b>▶ 14 AWG (≈ 46/30) • 2.50 mm<sup>2</sup></b>				
52690225	2	0.386	9.8	85
52690325	3	0.409	10.4	106
52690425	4	0.453	11.5	133
52690525	5	0.508	12.9	169
<b>▶ 12 AWG (≈ 52/28) • 4.00 mm<sup>2</sup></b>				
52690240	2	0.449	11.4	122
52690340	3	0.476	12.1	154
52690440	4	0.528	13.4	194
52690540	5	0.591	15.0	245

### 450/750 V

item no.	no. of conductors incl. ground	nominal outer-ø inch	nominal outer-ø mm	cable weight ≈ lbs/mft
<b>▶ 10 AWG (≈ 78/28) • 6.00 mm<sup>2</sup></b>				
52690260	2	0.504	12.8	163
52690360	3	0.543	13.8	210
52690460	4	0.598	15.2	264
52690560	5	0.669	17.0	333
<b>▶ 8 AWG (≈ 77/26) • 10.00 mm<sup>2</sup></b>				
52690261	2	0.673	17.1	288
52690361	3	0.720	18.3	367
52690461	4	0.791	20.1	460
52690561	5	0.878	22.3	575
<b>▶ 6 AWG (≈ 122/26) • 16.00 mm<sup>2</sup></b>				
52690262	2	0.780	19.8	409
52690362	3	0.843	21.4	532
52690462	4	0.917	23.3	664
52690562	5	1.028	26.1	839

Other dimensions and colors are possible on request.

E-mail: [info@sabcable.com](mailto:info@sabcable.com)



Web site: [www.sabcable.com](http://www.sabcable.com)

# FLEXIBLE CONTROL CABLES

also available  
with blue and red  
conductors and black  
or orange jacket

## CC 540 CP Halogen free oil resistant shielded control cable with colored conductors



Marking for CC 540 CP 52850415:  
SAB BRÖCKSKES · D-VIERSEN · CC 540 CP 450/750V 4 G 1,5 mm² CE

A  
37

CC 540 CP is a multi-conductor, flexible power supply cable with a rugged, abrasion resistant polyurethane jacket. The polyurethane jacket allows this cable to be used both indoors and outdoors, in wet, dry, cold or hot conditions. An overall tinned copper braid is recommended whenever electrical interference distorts signal transmission, or when EMI emissions need to be suppressed. The cable is flame retardant and is colored safety yellow. Recommended applications include power supply for portable hand tools and appliances.

### Construction:

<b>Conductor:</b>	bare copper strands acc. to IEC 60228, EN 60228, VDE 0295, class 5
<b>Insulation:</b>	SABIX® 231
<b>Color code:</b>	colored acc. to HD 308 (VDE 0293 part 308); green-yellow earth wire from 3 conductors
<b>Stranding:</b>	in layers
<b>Insulation:</b>	SABIX® 231
<b>Screen:</b>	tinned copper braiding
<b>Wrapping:</b>	non-woven tape
<b>Jacket material:</b>	PUR, TMPU acc. to DIN VDE 0282 part 10 + HD 21.1
<b>Jacket color:</b>	yellow

### Outstanding features:

- oil resistant
- abrasion resistant
- notch resistant
- good chemical resistance
- good EMC characteristics

### Technical data:

<b>Nominal voltage:</b>	U <sub>0</sub> /U 300/500 V from 19 AWG - 18 AWG U <sub>0</sub> /U 450/750 V from 18 AWG - 6 AWG
<b>Testing voltage U:</b>	3000 V acc. to DIN VDE 0281 part 2 + HD 21.2 conductor/screen 1000 V
<b>Min. bending radius</b>	
<i>fixed installation:</i>	5 x O.D.
<i>free movement:</i>	10 x O.D.
<b>Radiation resistance:</b>	5 x 10 <sup>7</sup> cJ/kg
<b>Temperature range</b>	
<i>static:</i>	-40/+90 °C
<i>flexing:</i>	-30/+90 °C
<b>Zero halogen:</b>	acc. to DIN VDE 0472 part 815 and IEC 60754-1
<b>Burning characteristics:</b>	flame retardant and self-extinguishing acc. to IEC 60332-1-2 + EN 60332-1-2
<b>Corrosivity:</b>	in compliance with IEC 60754-2 and EN 50267-2-2 + VDE 0472 part 267-2-2 - no development of corrosive conflagration gases
<b>Oil resistance:</b>	very good - TMPU acc. to DIN VDE 0282 part 10 + HD 22.10
<b>Chem. resistance:</b>	good against acids, alkalines, solvents, hydraulic liquids etc.
<b>Flexibility:</b>	very good
<b>Weather resistance:</b>	good
<b>Absence of harmful substances:</b>	acc. to RoHS directive of the European Union see page N/28

#### 300/500 V

item no.	no. of conductors incl. ground	nominal outer-ø inch	mm	cable weight ≈ lbs/mft
▶ 19 AWG (≈ 23/32) • 0.75 mm <sup>2</sup>				
52850207	2	0.335	8.5	69
52850307	3	0.354	9.0	77
52850407	4	0.378	9.6	87
52850507	5	0.413	10.5	106
▶ 18 AWG (≈ 30/32) • 1.00 mm <sup>2</sup>				
52850211	2	0.354	9.0	78
52850311	3	0.370	9.4	86
52850411	4	0.394	10.0	99
52850511	5	0.429	10.9	118

#### 450/750 V

item no.	no. of conductors incl. ground	nominal outer-ø inch	mm	cable weight ≈ lbs/mft
▶ 18 AWG (≈ 30/32) • 1.00 mm <sup>2</sup>				
52850210	2	0.386	9.8	91
52850310	3	0.409	10.4	103
52850410	4	0.437	11.1	117
52850510	5	0.488	12.4	145
▶ 16 AWG (≈ 27-29/30) • 1.50 mm <sup>2</sup>				
52850215	2	0.417	10.6	110
52850315	3	0.437	11.1	120
52850415	4	0.484	12.3	146
52850515	5	0.535	13.6	183
▶ 14 AWG (≈ 46/30) • 2.50 mm <sup>2</sup>				
52850225	2	0.484	12.3	154
52850325	3	0.508	12.9	171
52850425	4	0.559	14.2	208
52850525	5	0.614	15.6	248
▶ 12 AWG (≈ 52/28) • 4.00 mm <sup>2</sup>				
52850240	2	0.555	14.1	213
52850340	3	0.591	15.0	242
52850440	4	0.642	16.3	288
52850540	5	0.705	17.9	344

#### 450/750 V

item no.	no. of conductors incl. ground	nominal outer-ø inch	mm	cable weight ≈ lbs/mft
▶ 10 AWG (≈ 78/28) • 6.00 mm <sup>2</sup>				
52850260	2	0.610	15.5	266
52850360	3	0.650	16.5	309
52850460	4	0.705	17.9	365
52850560	5	0.783	19.9	449
▶ 8 AWG (≈ 77/26) • 10.00 mm <sup>2</sup>				
52850261	2	0.756	19.2	422
52850361	3	0.795	20.2	483
52850461	4	0.874	22.2	585
52850561	5	0.969	24.6	716
▶ 6 AWG (≈ 122/26) • 16.00 mm <sup>2</sup>				
52850262	2	0.870	22.1	585
52850362	3	0.925	23.5	684
52850462	4	1.016	25.8	831
52850562	5	1.126	28.6	1017

Other dimensions and colors are possible on request.

E-mail: [info@sabcable.com](mailto:info@sabcable.com)



Web site: [www.sabcable.com](http://www.sabcable.com)

also available  
with black  
or orange jacket

# FLEXIBLE CONTROL CABLES



## CC 640 P Halogen free oil resistant control cable with colored conductors



A  
38

Marking for CC 640 P 52681604: SAB BRÖCKSKES · D-VIERSEN ·

52680415 4 x 1,5 mm<sup>2</sup> CC 640 P 16 AWG 4c 52681604 AWM Style 21127 75°C 600V CSA AWM I/II A/B 80°C 600V FT1 FT2 CE

CC 640 P is a flexible multi-conductor, 600 V, 80°C UL recognized and CSA approved TPE insulated flexible power supply and control cable with a rugged, abrasion resistant polyurethane jacket. The polyurethane jacket allows this cable to be used both indoor and outdoor in wet, dry, and extremely cold conditions. The cable is flame retardant and is colored safety yellow. It has been safety tested with UL. Recommended applications include power supply for portable hand tools and appliances.

### Construction:

<b>Conductor:</b>	tinned copper strands acc. to IEC 60228, EN 60228, VDE 0295, class 5
<b>Insulation:</b>	SABIX® 231
<b>Color code:</b>	US 1, see page N/25
<b>Stranding:</b>	in layers with a non-woven tape over the outer layer
<b>Jacket material:</b>	PUR, TMPU acc. to DIN VDE 0282 part 10 + HD 22.10
<b>Jacket color:</b>	yellow

### Outstanding features:

- ▶ oil resistant
- ▶ abrasion resistant
- ▶ notch resistant
- ▶ good chemical resistance

### Technical data:

<b>Nominal voltage:</b>	<b>DIN VDE</b> U <sub>o</sub> /U 300/500 V	<b>UL/CSA</b> 600 V
<b>Testing voltage U:</b>	3000 V acc. to DIN VDE 0281 part 2 + HD 21.2	
<b>Min. bending radius</b> <i>fixed installation:</i>	< 12 mm = 3 x O.D. > 12 mm = 4 x O.D.	
<i>free movement:</i>	< 12 mm = 5 x O.D. > 12 mm = 6 x O.D.	
<b>Radiation resistance:</b>	5 x 10 <sup>7</sup> cJ/kg	
<b>Temperature range</b> <i>static:</i>	<b>DIN VDE</b> -40/+90 °C	<b>UL</b> up to +75°C
<i>flexing:</i>	-30/+90 °C	up to +75°C
<b>CSA</b>	up to +80°C	
<b>Zero halogen:</b>	acc. to DIN VDE 0472 part 815 and IEC 60754-1	
<b>Burning characteristics:</b>	flame retardant and self-extinguishing acc. to IEC 60332-1-2 + EN 60332-1-2, UL VW-1, CSA FT1 and FT2	
<b>Oil resistance:</b>	very good - PUR TMPU acc. to DIN VDE 0282 part 10 + HD 22.10	
<b>Flexibilität:</b>	very good	
<b>Weather resistance:</b>	very good	
<b>Absence of harmful substances:</b>	acc. to RoHS directive of the European Union see page N/28	

item no.	no. of conductors incl. ground	nominal outer-ø inch	mm	cable weight ≈ lbs/mft	item no.	no. of conductors incl. ground	nominal outer-ø inch	mm	cable weight ≈ lbs/mft	item no.	no. of conductors incl. ground	nominal outer-ø inch	mm	cable weight ≈ lbs/mft
<b>▶ 18 AWG (≈ 30/32) • 1.00 mm<sup>2</sup></b>					<b>▶ 16 AWG (≈ 27-29/30) • 1.50 mm<sup>2</sup></b>					<b>▶ 14 AWG (≈ 46/30) • 2.50 mm<sup>2</sup></b>				
52681802	2	0.276	7.0	41	52681602	2	0.299	7.6	50	52681402	2	0.331	8.4	68
52681803	3	0.291	7.4	48	52681603	3	0.315	8.0	60	52681403	3	0.350	8.9	83
52681804	4	0.311	7.9	58	52681604	4	0.339	8.6	73	52681404	4	0.378	9.6	102
52681805	5	0.335	8.5	68	52681605	5	0.366	9.3	87	52681405	5	0.409	10.4	122
52681807	7	0.362	9.2	85	52681607	7	0.398	10.1	111	52681407	7	0.445	11.3	158
52681812	12	0.457	11.6	134	52681612	12	0.504	12.8	175	<b>▶ 12 AWG (≈ 52/28) • 4.00 mm<sup>2</sup></b>				
										52681203	3	0.425	10.8	128
										52681204	4	0.461	11.7	157
										52681205	5	0.504	12.8	191
										<b>▶ 10 AWG (≈ 78/28) • 6.00 mm<sup>2</sup></b>				
										52681003	3	0.484	12.3	172
										52681004	4	0.528	13.4	216
										52681005	5	0.579	14.7	271

Other dimensions and colors are possible on request.

E-mail: [info@sabcable.com](mailto:info@sabcable.com)



Web site: [www.sabcable.com](http://www.sabcable.com)

# FLEXIBLE CONTROL CABLES

also available  
with black  
or orange jacket

## CC 640 CP Halogen free oil resistant shielded control cable with colored conductors



Marking for CC 640 CP 52841604: SAB BRÖCKSKES · D-VIERSEN ·

52840415 4 x 1,50 mm<sup>2</sup> CC 640 CP 16 AWG/4c 52841604 AWM Style 21127 75°C 600V CSA AWM I/II A/B 80°C 600V FT1 FT2 CE

CC 640 CP is a flexible multi-conductor, 600 V, 80°C UL recognized and CSA approved TPE insulated flexible power supply and control cable with a rugged, abrasion resistant polyurethane jacket. The polyurethane jacket allows this cable to be used both indoor and outdoor in wet, dry, and extremely cold conditions. The cable is flame retardant and is colored safety yellow. It has been safety tested with UL. Recommended applications include power supply for portable hand tools and appliances. An overall tinned copper braid is recommended whenever electrical interference distorts signal transmission, or when EMI emissions need to be suppressed.

A  
39

### Construction:

<b>Conductor:</b>	tinned copper strands acc. to IEC 60228, EN 60228, VDE 0295, class 5
<b>Insulation:</b>	SABIX® 231
<b>Color code:</b>	US 1, see page N/25
<b>Stranding:</b>	in layers with a non-woven tape over the outer layer
<b>Screen:</b>	tinned copper braiding
<b>Wrapping:</b>	non-woven tape
<b>Jacket material:</b>	PUR, TPU acc. to DIN VDE 0282 part 10 + HD 22.10
<b>Jacket color:</b>	yellow

### Outstanding features:

- ▶ oil resistant
- ▶ abrasion resistant
- ▶ notch resistant
- ▶ good chemical resistance
- ▶ good EMC characteristics

### Technical data:

<b>Nominal voltage:</b>	<b>DIN VDE</b> U <sub>0</sub> /U 300/500 V	<b>UL/CSA</b> 600 V
<b>Testing voltage U:</b>	3000 V acc. to DIN VDE 0281 part 2 + HD 21.2 conductor/screen 1000 V	
<b>Min. bending radius</b> <i>fixed installation:</i>	5 x O.D.	
<i>free movement:</i>	10 x O.D.	
<b>Radiation resistance:</b>	5 x 10 <sup>7</sup> cJ/kg	
<b>Temperature range</b> <i>static:</i>	<b>DIN VDE</b> -40/+90 °C	<b>UL</b> up to +75°C
<i>flexing:</i>	-30/+90 °C	<b>CSA</b> up to +80°C
<b>Zero halogen:</b>	acc. to DIN VDE 0472 part 815 and IEC 60754-1	
<b>Burning characteristics:</b>	flame retardant and self-extinguishing acc. to IEC 60332-1-2 + EN 60332-1-2, UL VW-1, CSA FT1 and FT2	
<b>Oil resistance:</b>	very good - PUR TPU acc. to DIN VDE 0282 part 10 + HD 22.10	
<b>Flexibilität:</b>	very good	
<b>Weather resistance:</b>	very good	
<b>Absence of harmful substances:</b>	acc. to RoHS directive of the European Union see page N/28	

item no.	no. of conductors incl. ground	nominal outer-ø inch	nominal outer-ø mm	cable weight ≈ lbs/mft
▶ 18 AWG (≈ 30/32) • 1.00 mm <sup>2</sup>				
52841802	2	0.315	8.0	56
52841803	3	0.327	8.3	64
52841804	4	0.346	8.8	74
52841805	5	0.374	9.5	86
52841807	7	0.398	10.1	105
52841812	12	0.504	12.8	167

item no.	no. of conductors incl. ground	nominal outer-ø inch	nominal outer-ø mm	cable weight ≈ lbs/mft
▶ 16 AWG (≈ 27-29/30) • 1.50 mm <sup>2</sup>				
52841602	2	0.339	8.6	67
52841603	3	0.354	9.0	78
52841604	4	0.378	9.6	91
52841605	5	0.406	10.3	106
52841607	7	0.437	11.1	132
52841612	12	0.551	14.0	212

item no.	no. of conductors incl. ground	nominal outer-ø inch	nominal outer-ø mm	cable weight ≈ lbs/mft
▶ 14 AWG (≈ 46/30) • 2.50 mm <sup>2</sup>				
52841402	2	0.390	9.9	93
52841403	3	0.409	10.4	110
52841404	4	0.437	11.1	130
52841405	5	0.480	12.2	164
52841407	7	0.520	13.2	203
▶ 12 AWG (≈ 52/28) • 4.00 mm <sup>2</sup>				
52841203	3	0.465	11.8	157
52841204	4	0.504	12.8	190
52841205	5	0.547	13.9	226
▶ 10 AWG (≈ 78/28) • 6.00 mm <sup>2</sup>				
52841003	3	0.531	13.5	215
52841004	4	0.575	14.6	261
52841005	5	0.646	16.4	331

Other dimensions and colors are possible on request.

E-mail: [info@sabcable.com](mailto:info@sabcable.com)



Web site: [www.sabcable.com](http://www.sabcable.com)